

QUICK FACTS

Location _____ Columbia, Mo.
 Founded _____ 1839
 Enrollment _____ 32,777
 Nickname _____ Tigers
 Colors _____ Old Gold and Black
 Arena (Capacity) _____ Mizzou Arena (15,061)
 Conference _____ Southeastern
 2015-16 Record _____ 10-21
 SEC Record (Finish) _____ 3-15 (14th)
 Starters Returning / Lost _____ 5/5
 Lettermen Returning / Lost _____ 5/6

THE MIZZOU TIGERS

Head Coach _____ Kim Anderson (3rd season)
 _____ University of Missouri, 1979 & 1981
 Missouri Record _____ 24-60 (3rd season)
 Overall Record _____ 298-155 / .658 (15 seasons)
 Assistant Coaches _____ Emanuel Dildy (1st season)
 _____ Rob Fulford (3rd season)
 _____ Steve Shields (2nd season)
 Basketball Operations _____ Paul Rorvig (3rd season)
 Athletic Performance _____ Nick Michael (1st Season)
 Special Asst. to Head Coach _____ Brad Loos (3rd Season)
 Athletic Trainer _____ Pat Beckmann
 Operations Assistant _____ John Poettgen
 Video Coordinator _____ Jon Gilliam
 Graduate Assistants _____ Carl Richburg
 _____ Connor Wheeler

MIZZOU ADMINISTRATION

System President-Designate _____ Mun Y. Choi
 Phone _____ 573-882-2011
 Interim Chancellor _____ Hank Foley
 Phone _____ 573-882-3387
 Athletic Director _____ Jim Sterk
 Department Phone _____ 573-882-6501
 Ticket Office Phone _____ 573-884-7297
 _____ 800-228-7297

STRATEGIC COMMUNICATIONS

Senior Assoc. Athletics Director: _____ Nick Joos
 Office Phone: _____ 573-884-7456
 E-Mail: _____ joosn@missouri.edu
 Associate Athletics Director: _____ Chad Moller
 Office Phone: _____ 573-882-0712
 E-Mail: _____ mollerc@missouri.edu

Men's Basketball Contact: _____ Patrick Crawford
Office Phone: _____ 573-882-2531
E-Mail: _____ crawfordpa@missouri.edu

Secondary Contact: _____ Andrew Melroe
 E-Mail: _____ melroea@missouri.edu
 Associate Director: _____ Kate Lakin
 Assistant Director: _____ Shawn Davis
 Assistant Director: _____ R.J. Layton
 Assistant Director: _____ Andy Oldenburg
 Web Coordinator: _____ Kevin Fletcher
 Digital Media: _____ Ali Fisher
 Twitter/Instagram/Facebook _____ @MizzouHoops
 SnapChat _____ zouhoops
 Website: _____ mutigers.com

Pro-nun-SEE-A-shun GUIDE

Jordan Geist _____ GUY-st
 Jakoby Kemp _____ juh-CO-bee
 Reed Nikko _____ NICK-oh
 Kevin Puryear _____ PER-Year

Image  Technologies

HEAD COACH KIM ANDERSON

KIM ANDERSON

HEAD COACH

@CoachAndersonMU

Third Season at Mizzou


298-155 (15th season)

Kim Anderson, the 18th men's basketball head coach in Mizzou history, is in his third season leading the Tigers, with an exciting mix of returning players and incoming talent on the 2016-17 roster. The former Big Eight Player of the Year (1977) and assistant coach for Mizzou legend Norm Stewart (1982-85, 1991-99) has five Tigers returning with starting experience. That group includes sophomores **Terrence Phillips** and **Kevin Puryear**, who started all 31 games for Mizzou as freshmen in 2015-16.

Anderson has worked to transition the Tigers' roster to a point of stability in his first two seasons at the helm, with an emphasis on building leadership and establishing a strong work ethic. The effort was noticeable in Mizzou's foreign tour to Italy (Aug. 5-15, 2016), with the bonded group of Tigers posting a 3-1 record while scoring 83.2 points per game. Four Tigers averaged double-figures in scoring, led by sophomore guard **Cullen VanLeer**'s 13.8 points per game.

Academic achievement has been a point of emphasis for Anderson's Tigers, with Mizzou's latest summer (2016) in the classroom netting nine Tigers with session GPAs of 3.0 or higher. Last summer (2015), Mizzou compiled a team GPA of 3.08 for the first group mark above 3.0 in more than five years.

Prior to taking over the reins at Central Missouri, Anderson worked for three years at the Big 12 Conference, eventually serving as an assistant commissioner for the conference. He was the league liaison for men's basketball and oversaw the officiating programs and the postseason tournament. Anderson and his wife of 38 years, Melissa, have two sons, Ryan, an Assistant Sports Information Director at North Dakota State, and Brett, a 2014 Mizzou graduate and former men's basketball graduate assistant for the Tigers.



2016-17 ROSTER

#	Name	Ht.	Wt.	Pos.	Yr.	Exp.
1	Terrence Phillips	5-11	180	G	So.	1L
	Orange County, Calif. / Oak Hill Academy (Va.)					
	Note: Started all 31 games for Mizzou last season					
3	Frankie Hughes	6-4	192	G	Fr.	HS
	Cleveland, Ohio / Garfield Heights HS					
	Note: 19.0 pts., 5.0 reb. per game as a senior					
4	Jakoby Kemp	6-9	215	F	Fr.	HS
	Layton, Utah / Layton HS					
	Note: 12.6 pts., 6.6 reb. per game as a senior					
5	Mitchell Smith	6-10	210	F	Fr.	HS
	Van Buren, Ark. / Van Buren HS					
	Note: Injured left knee, sidelined for remainder of 16-17					
10	Brett Rau	6-4	170	G	Jr.	TR
	Burlington, Ill. / Burlington Central HS / Elgin C.C.					
	Note: Recruited walk-on. NJCAA All-American for Elgin C.C.					
11	K.J. Walton	6-3	200	G	So.	1L
	Indianapolis, Ind. / Brownsburg HS					
	Note: Started 7 games in 15-16. 5.3 pts., 1.9 reb. per game					
13	Trevor Glassman	6-3	200	G	R-Jr.	RS
	Bedford, N.H. / New Hampton School / Manhattan					
	Note: Recruited walk-on. sat out 15-16 season after transfer					
14	Reed Nikko	6-10	250	F	Fr.	HS
	Maple Grove, Minn. / Maple Grove HS					
	Note: 10.7 pts., 6.8 reb. 3.1 blocks per game as a senior					
15	Jordan Geist	6-2	180	G	So.	TR
	Fort Wayne, Ind. / Homestead HS / Ranger College (Texas)					
	Note: 15.1 pts., 3.5 reb., 2.8 assists per game at Ranger in 15-16					
21	Jordan Barnett	6-7	215	F	Jr.	TR
	St. Louis, Mo. / Christian Brothers College HS / Texas					
	Note: Midseason transfer. eligible vs. Eastern Illinois					
24	Kevin Puryear	6-7	243	F	So.	1L
	Blue Springs, Mo. / South HS					
	Note: SEC All-Freshman Team in 15-16. 11.5 pts. per game					
25	Russell Woods	6-8	236	F	Sr.	1L
	Chicago, Ill. / Simeon HS / John A. Logan College (Ill.)					
	Note: 6 starts in 29 app., 2.8 pts., 2.7 reb. per game					
32	Adam Wolf	6-7	219	F	So.	SQ
	Beaver Dam, Wis. / Beaver Dam H.S.					
	Note: Recruited walk-on. appeared in 7 games in 15-16					
33	Cullen VanLeer	6-4	208	G	So.	1L
	Pacific, Mo. / Pacific H.S.					
	Note: Appeared in all 31 games. 3 starts during SEC play					

HEAD COACH KIM ANDERSON YEAR-BY-YEAR

MIZZOU HEAD COACH (3 Seasons, 24-60)

YEAR	RECORD	CONF.	POSTSEASON
2016-17	5-16	0-9	
2015-16	10-21	3-15 (14th)	N/A
2014-15	9-23	3-15 (14th)	SEC Tournament
3 YEARS	24-60	6-39	

CENTRAL MISSOURI HEAD COACH (12 Seasons, 274-95)

YEAR	RECORD	CONF.	POSTSEASON
2013-14	30-5	16-3 (1st)	NCAA National Champions
2012-13	22-8	13-5 (T-1st)	NCAA Tournament
2011-12	19-8	15-5 (T-1st)	MIAA Tournament
2010-11	18-11	13-9 (5th)	MIAA Tournament
2009-10	27-4	18-2 (1st)	NCAA Sweet Sixteen
2008-09	30-5	16-4 (2nd)	NCAA Final Four
2007-08	18-10	11-7 (3rd)	MIAA Tournament
2006-07	31-4	15-3 (1st)	NCAA Final Four
2005-06	24-8	11-5 (2nd)	NCAA Tournament
2004-05	24-7	14-4 (1st)	NCAA Tournament
2003-04	18-10	10-8 (4th)	MIAA Tournament
2002-03	13-15	7-11 (7th)	MIAA Tournament
12 YEARS	274-95	159-66	7 NCAA TOURNAMENTS
	(.743)	(.707)	

NCAA APPEARANCES: '44, '76, '78, '80, '81, '82, '83, '86, '87, '88, '89, '90, '92, '93, '95, '99, '00, '01, '02, '03, '09, '10, '11, '12, '13

OPPONENT - ARKANSAS

▶ Arkansas enters Mizzou Arena with a record of 6-3 in Southeastern Conference play and 17-5 overall. The Razorbacks are 3-3 in road games this season.

▶ Led by head coach **Mike Anderson**, the Razorbacks have won five of their last six games, losing only to Oklahoma State, 99-71, on Jan. 28.

▶ Arkansas has four players averaging double figures in scoring, led by redshirt senior guard **Dusty Hannahs**, who is averaging 14.3 points per game. Junior guard **Daryl Macon** is second on team, averaging 13.2 points per game, while senior forward **Moses Kingsley** averages 12.2 points per game and junior guard Jaylen Barford averages 11.0 points per game.

▶ Kingsley leads the team in rebounding, averaging 7.9 rebounds per game, while redshirt junior forward Dustin Thomas is second on the team, averaging 4.0 boards per game. Kingsley leads the team in offensive rebounds with 47, while Thomas has snagged 30.

▶ Arkansas is averaging 81.3 points and 37.3 rebounds per game through 22 games, allowing 74.0 points and 35.5 rebounds per game to its opponents. Foes of the Razorbacks have shot 42.0 percent from field and 33.7 percent from the three-point line.

SECOND ANNUAL #RALLYFORRHYAN GAME ARRIVES AT MIZZOU ARENA

▶ Mizzou's second #RallyForRhyan Game will take place Saturday, Feb. 4, as the Tigers host Arkansas for a 5 p.m. CT tipoff at Mizzou Arena.

▶ Named after Mizzou Men's Basketball coaching staff member **Brad Loos'** six-year old daughter, Rhyan, the #RallyForRhyan movement began in support of Rhyan's ongoing fight against pediatric cancer.

▶ Last season's first-ever #RallyForRhyan Game raised more than \$50,000 dollars towards pediatric cancer research, with a season-high 10,536 fans coming to Mizzou Arena to cheer on the Tigers and offer their support.

▶ The Black & Gold defeated Tennessee, 75-64, to make the first #RallyForRhyan Game (Feb. 13) even more special. Outgoing senior forward **Ryan Rosburg** scored 21 points in the win, followed by then-freshman forward **Kevin Puryear's** 17 points.

UPDATE ON RHYAN LOOS

▶ **Rhyan Loos** has continued her battle against pediatric cancer after originally being diagnosed with neuroblastoma in October 2015. Surgery, chemotherapy and immunotherapy followed for the six-year-old girl, and she courageously completed each round.

▶ Around this past Thanksgiving holiday, it was discovered that Rhyan had relapsed and had a brain tumor. Successful surgery followed, but Rhyan must undertake new rounds of treatments in order to put the disease into remission.

▶ Mizzou's Special Assistant to the Head Coach, **Brad Loos**, has split time between seeing to the care of Rhyan and his team-related duties for head coach **Kim Anderson**. The majority of medical care Rhyan receives takes place in New York City at Memorial Sloan Kettering Cancer Center.

COUNT ON #CVL

▶ Sophomore guard **Cullen VanLeer** (Pacific, Mo.) is a deep range threat, but has continued searching for consistency in his second season as a Tiger. VanLeer may have found it in Mizzou's latest six game stretch, as he has sank 11-of-22 from three-point territory (50.0 percent).

▶ After not landing a three-pointer in Mizzou's first three SEC games, VanLeer has now made at least one shot from deep range in six consecutive games. That stretch included three games with multiple three-pointers.

▶ Known as a gym rat and a son of a coach, VanLeer's father, John VanLeer, coached him at Pacific High School. VanLeer trudged through a rough start to SEC play, scoring zero points and shooting 0-for-3 vs. LSU (Jan. 4), at Georgia (Jan. 7) and vs. Auburn (Jan. 10).

▶ Minutes have increased for VanLeer since Mizzou's game at Arkansas (Jan. 14) and the shooter's 28 minutes off the bench at Mississippi State (Jan. 25) were his most since his most recent start (35, vs. Illinois, Dec. 21).

▶ VanLeer has made at least three three-pointers on five different occasions this season, up from two such occurrences as a freshman during 2015-16.

▶ VanLeer has sank multiple three-pointers eight times through 21 games, an improvement from the seven times he accomplished the feat (31 games) last season.

PHILLIPS FROM DEEP

▶ Sophomore guard **Terrence Phillips** (Orange County, Calif.) led the team in scoring for the fourth time this season at No. 24 Florida, scoring 14 points (5-of-10 FG, 4-of-5 3PT, 0-of-3 FT). His 14-point output is the 10th time this season and 21th time in his career he has scored in double figures.

▶ Phillips drained four shots from the three-point line, the eighth time this season and 15th time in his career he has made multiple threes.

RUSS GOES BIG

▶ Senior forward **Russell Woods** (Chicago, Ill.) led Mizzou in scoring for the first time in his career in the Tigers' game vs. No. 23 South Carolina (Jan. 28), scoring a career-high 18 points (7-of-9 FG, 4-of-7 FT).

▶ The 18-point output was the seventh time in 2016-17 Woods has scored in double figures.

▶ Over the Alabama, Ole Miss, Mississippi State and South Carolina games, Woods averaged 11.0 points and 6.0 rebounds per game; the most successful four-game stretch of scoring in his career.

▶ Almost as impressively, Woods played a career-high 37 minutes against the Gamecocks, topping the equally impressive 34 minutes he played vs. Ole Miss (Jan. 21). Woods, often prone to falling into foul trouble, also played 30 minutes vs. Auburn (Jan. 10).

PHILLIPS GETS 200TH ASSIST

▶ Sophomore guard **Terrence Phillips** (Orange County, Calif.) reached a personal milestone vs. No. 23 South Carolina (Jan. 28), recording his 200th assist as a Tiger. With 51 career games under his belt through the contest against the Gamecocks, Phillips posted an average of 3.9 assists per game (201 assists).

▶ Phillips averaged 3.5 assists per game as a freshman in 2015-16 (107 in 31 games), a mark that ranked tied for second-best all-time among Mizzou's freshman class with Travis Ford (1989-90) and Melvin Booker (1990-91).

MOST RECENT 25+ SCORING PERFORMANCES

Pts.	Name	Opp. (Date)	FG / 3PT / FT
26	K. Puryear	Ole Miss (1-21-17)	11-14 / 4-4 / 0-0
26	W. Clark	at South Carolina (11-16-16)	10-16 / 4-6 / 2-3
28	N. Wright	Florida (2-24-15)	10-13 / 6-8 / 2-3
27	J. Williams	Miss. State (2-4-15)	9-15 / 3-5 / 6-8
30	J. Brown	vs. Davidson (3-18-14)	9-16 / 1-3 / 11-15
26	J. Brown	vs. Texas A&M (3-13-14)	5-12 / 2-4 / 14-18
25	E. Ross	at Alabama (2-22-14)	8-12 / 4-7 / 5-6
27	J. Clarkson	Arkansas (2-13-14)	8-15 / 0-1 / 11-13
25	J. Brown	Arkansas (2-13-14)	5-15 / 1-6 / 14-15

ALL-TIME "5-5-5" GAMES BY MIZZOU PLAYERS

Season	Name	Opp.	P-R-A-S
2016-17	T. Phillips	Miami (Ohio)	7-8-6-5
2011-12	P. Pressey	at Baylor	18-5-7-6
2010-11	P. Pressey	vs. Cincinnati	7-5-5-5
2018-09	J. Tiller	vs. Xavier	13-5-5-6
2006-07	S. Hannah	Mississippi State	27-5-5-5
2013-04	J. Conley	UNLV	17-8-7-5
1990-91	A. Peeler	Prairie View	32-7-9-5
1989-90	A. Peeler	Nebraska	29-7-6-5
1989-90	A. Peeler	Tenn.-Martin	15-6-8-5
1986-87	M. Sandbothe	Oklahoma State	12-7-6-7
1985-86	M. Sandbothe	Colorado	8-6-6-6
1979-80	L. Drew	San Jose State	9-5-5-5

FRESHMAN CLASS SEASON DEBUTS

Name	Season	Points, Opponent
1. Frankie Hughes	2016-17	23, vs. Alabama A&M
2. Steve Stipanovich	1979-80	23, vs. SW Texas State
3. Jevon Crudup	1990-91	22, vs. Rutgers
4. Montague Gill-Caesar	2014-15	21, vs. UMKC
5. Kevin Puryear	2015-16	20, vs. Wofford
6. Derrick Chievous	1984-85	19, vs. N. Dakota St.
7. Kelly Thames	1993-94	19, vs. Central Missouri
8. Marcus Denmon	2008-09	15, vs. Prairie View A&M
9. Lex Drum	1978-79	14, vs. Butler
10. Arthur Johnson	2000-01	13, vs. Savannah State

FRESHMAN CLASS ALL-TIME SCORING LEADERS

Name	Season	Points
1. Steve Stipanovich	1979-80	445
2. Derrick Chievous	1984-85	418
3. Nathan Buntin	1986-87	402
4. Kelly Thames	1993-94	391
5. Anthony Peeler	1988-89	362
6. Kevin Puryear	2015-16	355
7. Doug Smith	1987-88	338
8. Kareem Rush	1999-00	323
9. Arthur Johnson	2000-01	297
10. Keon Lawrence	2006-07	291

FRESHMAN CLASS ALL-TIME SCORING AVERAGE

Name	Season	Points
1. Kareem Rush	1999-00	14.7
2. Steve Stipanovich	1979-80	14.4
3. Derrick Chievous	1984-85	13.1
4. Kelly Thames	1993-94	12.2
5. Jevon Crudup	1990-91	12.0
6. Nathan Buntin	1986-87	11.8
7. Kevin Puryear	2015-16	11.5
8. Doug Smith	1987-88	11.3
9. Linas Kleiza	2003-04	11.1
10. Anthony Peeler	1988-89	10.1

FRESHMAN CLASS ALL-TIME 3-POINTERS ATTEMPTED

Name	Season	Attempts
1. Jimmy McKinney	2002-03	124
2. Frankie Hughes	2016-17	115
3. Marcus Denmon	2008-09	112
4. Cullen VanLeer	2015-16	110
Kim English	2008-09	110
6. Kareem Rush	1999-00	108
7. Namon Wright	2014-15	103
8. Thomas Gardner	2003-04	99
9. Keon Lawrence	2006-07	98
10. Jason Horton	2004-05	92

JORDANS GO FOR 18 EACH

► Junior forward **Jordan Barnett** (St. Louis, Mo.) and sophomore guard **Jordan Geist** (Fort Wayne, Ind.) led Mizzou in scoring at Mississippi State (Jan. 25), with both first-year Tigers dropping 18 points on the Bulldogs.

► Barnett had two previous outings of at least 18 points, scoring 18 vs. LSU (Jan. 4) for a then-career high before setting a new personal record with 20 points vs. Auburn (Jan. 10).

► Geist's 18 points matched his season-best for the Tigers, which he previously scored in his first start of the season for Mizzou vs. Lipscomb (Dec. 29).

► "The Jordans" combined for 36 points at Mississippi State, a new season-high for the duo. Previously, Barnett and Geist's best dual effort was 33 points vs. Lipscomb. Along with Geist's 18, Barnett added 15 points.

UNHITCH THE PLOW AND GO

► Mizzou shot the lights out of Humphrey Coliseum in the opening half of its game at Mississippi State (Jan. 25), hitting on 61.5 percent (16-of-26) of its field goal attempts. For a team that entered the game shooting 38.6 percent from the field in Southeastern Conference action, the first half was a welcome sight.

► In fact, the Tigers' opening half in Starkville was its most prolific half of shooting since converting 67.9 percent (19-of-28) of its field goal attempts in the second half of Mizzou's season-opener vs. Alabama A&M (Nov. 13).

► In conference action, Mizzou had not shot better than 61.5 percent from the field in a half on the road since the 2012-13 season. Mizzou made a blistering 72.7 percent of its buckets (16-of-22) in the second half at South Carolina on Feb. 28, 2013.

CAREER DAY FOR PURYEAR

► Sophomore forward **Kevin Puryear** (Blue Springs, Mo.) scored a career-high 26 points in the Ole Miss game (Jan. 21), the second time this season and fifth time in his career he has reached 20 points.

► Puryear set new career-highs in field goals made and three-pointers made, connecting on 11-of-14 from the field and 4-of-4 from beyond the three-point line.

25+ FOR PURYEAR, FIRST TIME IN MORE THAN ONE YEAR FOR MIZZOU

► Sophomore forward **Kevin Puryear** (Blue Springs, Mo.) stood out for Mizzou with his 26-point game vs. Ole Miss (Jan. 21), with the effort holding additional significance. It was Mizzou's first 25-point individual outing in more than one year. Former Mizzou guard Wes Clark scored 26 points at South Carolina last season (Jan. 16, 2016).

► Additionally, a Tiger had not sank 11 field goals in a game since current NBA star **Jordan Clarkson** did so far Mizzou vs. Kentucky during the 2013-14 season. Clarkson, now with the Los Angeles Lakers, made 11-of-17 FG attempts against the Wildcats on Feb. 1, 2014.

PHILLIPS LEADING OFF BENCH

► Mizzou sophomore guard **Terrence Phillips** (Orange County, Calif.) recorded his second career double-double vs. Ole Miss (Jan. 21), scoring 10 points and dishing 10 assists. The 10 dimes were a career-best for the Tiger, surpassing his previous high of eight, which he had accomplished twice.

► Phillips' double-double on points and assists was the first for Mizzou since the 2012-13 season when former standout **Phil Pressey** recorded 27 points and 10 assists vs. Kentucky (Feb. 23, 2013).

► Phillips scored 16 points in 33 minutes off the bench at Alabama (Jan. 18) for his third game this season leading the Tigers in scoring. The team-leading effort was the second instance in the six-game span Phillips has come off the bench.

► Since shifting to his bench role at the start of Southeastern Conference play, Phillips has played outstanding basketball, averaging 12.3 points, 3.9 rebounds, 5.2 assists and 1.8 steals per game.

► Phillips' 5.2-assists-per-game is No. 2 in the SEC during league play. His 1.9 assist-to-turnover ratio (47-25) ranks seventh in conference games, only.

OUTSIDE SHOOTING HEATS UP AGAINST OLE MISS

► Mizzou had not made more than nine three-point field goals in a game yet in the 2016-17 season, but the Tigers put that aside for their game vs. Ole Miss (Jan. 21). The Black & Gold sank 11-of-25 three-point attempts (44.0 percent), including 9-of-17 (52.9 percent) in the second half.

► Helping the Tigers along in the deep range department was sophomore forward **Kevin Puryear** (Blue Springs, Mo.) and sophomore guard **Cullen VanLeer** (Pacific, Mo.). Puryear made a career-best four three-pointers (3-of-6) in a game for the sixth time this season.

► Mizzou had made nine three-pointers in a game twice in 2016-17 prior to the Ole Miss game, shooting 9-of-29 from deep vs. Miami-Ohio (Dec. 6) and 9-of-26 at Arkansas (Jan. 14).

SUCCESSFUL SECOND HALF OF SHOOTING AT ARKANSAS

► Mizzou sank 52.2 percent (12-of-23) of its field goal attempts in the second half at Arkansas (Jan. 14), a welcome sight for head coach **Kim Anderson's** group moving forward. The effort after the halftime break was the Tigers' best second half of shooting since the win vs. Northwestern State (Nov. 26), when Mizzou hit on 60.0 percent of its shots (18-of-30).

► Getting consistent efforts after halftime has been an ongoing focus for the Tigers during the 2016-17 season. Mizzou has made 50.0 percent or better of its second half field goal attempts just four times this season, with the Tigers' other three prior to the Arkansas game coming during nonconference action.

► Paving the way for the Tigers in the road trip against the Razorbacks was the strong shooting of junior forward **Jordan Barnett** (St. Louis, Mo.) and sophomore forward **Kevin Puryear** (Blue Springs, Mo.). Barnett went 4-of-5 from the field, while Puryear hit on 3-of-4 of his shots.



The beautiful home to Mizzou Basketball, Mizzou Arena opened in 2004, housing Norm Stewart Court along with locker rooms, practice and training facilities, coaches offices, team video room, medical training areas and a player lounge with attached kitchen.

Mizzou Arena received a multi-million dollar upgrade prior to the 2014-15 season, which saw a state-of-the-art video board installed above center court. Additionally, the Tigers' player lounge and locker room area received a tremendous upgrade.



Constructing Mizzou Arena was an impressive feat in itself - more than 104,000 clay bricks were used on the building, as well as more than 2,000 tons of steel. The facility, from arena floor to roof, stands 117-feet, nine-inches tall.

The seating capacity of Mizzou Arena is 15,061, with 26 suites separating lower and upper decks of Black & Gold fans.

Mizzou's rowdy student section encompasses the entire west bleacher section of Mizzou Arena, totaling approximately 3,000 seats.

The north entrance to Mizzou Arena features the Hall of Fame Lobby, which showcases the University of Missouri's many all-time great student-athletes and traditions.

The southern portion of Mizzou Arena houses many of the Tigers' administrative departments, ensuring that Mizzou's support staff are never far away from attending to the Black & Gold basketball program.



Retired Numbers Hanging in Mizzou Arena

Bill Stauffer - #43
Norm Stewart - #22
Willie Smith - #30

Steve Stipanovich - #40
Jon Sundvold - #20
Doug Smith - #34

SEASON-BEST ON THE BOARDS VS. AUBURN

► Mizzou pulled down 51 rebounds vs. Auburn (Jan. 10), setting a new season high in the process. Nearly half of the Tigers' boards were on the offensive glass, with the 25 offensive rebounds.

► Mizzou's 25 offensive boards are the most for the Tigers since recording 27 during the 2001-02 season vs. Grambling (Dec. 1, 2001). Mizzou also had 25 offensive rebounds during the 2006-07 season vs. Southern University (Dec. 30, 2006).

► After only posting one 50-rebound game under head coach **Kim Anderson's** watch entering the 2016-17 season, the Tigers have two such games under their belts this campaign. Mizzou hauled in 50 boards against Miami (Ohio) on Dec. 6.

► Prior to Mizzou recording 56 rebounds against Arkansas-Pine Bluff last season (Dec. 29, 2015), the Tigers had not recorded 50 or more rebounds in a game since the 2012-13 season (50 vs. Ole Miss, Feb. 9, 2013).

PHILLIPS' SCORING PUNCH IS BACK

► After seeing his scoring diminish down the stretch of nonconference play (6.0 PPG vs. Western Kentucky, Miami-Ohio, Arizona, Eastern Illinois), sophomore guard **Terrence Phillips** (Orange County, Calif.) has come back swinging in conference action.

► Phillips recorded the second 20-point game of his career with 20 points (7-of-17 FG, 5-of-12 3PT, 1-of-2 FT) at Georgia (Jan. 7).

► In conference action, Phillips' 2.3 three-pointers made per game ranks tied for fifth in the SEC.

JB GETS COMFORTABLE

► Junior forward **Jordan Barnett** (St. Louis, Mo.) would need time shaking the rust off, warned head coach **Kim Anderson** prior to the Texas transfer becoming eligible. The Tigers' leader was on the mark, as Barnett totaled just seven points and seven rebounds over his first two appearances vs. EIU (Dec. 17) and Illinois (Dec. 21).

► Barnett has effectively acclimated himself now. He has reset his career high in scoring three times in that span. Barnett poured in 18 points vs. LSU (Jan. 4), scoring 14 in the first half on 6-of-9 field goal shooting. He then broke his person record with 20 points (6-of-18 FG, 2-of-8 3PT, 6-of-6 FT) vs. Auburn (Jan. 10), also recording six rebounds.

► The former *St. Louis Post-Dispatch* All-Metro Player of the Year (2014) has asserted himself on the boards, as well. Barnett has led the Tigers in rebounding in four of the last six games.

THEORY OF THE THREE

► Mizzou has had an individual make five three-pointers in a game three times already this season after only one occurrence throughout the entire 2015-16 season.

► Sophomore guard **Terrence Phillips** (Orange County, Calif.) has accomplished the feat twice, first against North Carolina Central (Nov. 28), hitting 5-of-7 from deep, and again at Georgia (Jan. 7), making 5-of-12.

► Freshman guard **Frankie Hughes** (Cleveland, Ohio) sank 5-of-13 from three-point range against Xavier (Nov. 17) at the Tire Pros Invitational in Orlando, Fla.

► Mizzou attempted 36 three-pointers at Georgia (Jan. 7), which nearly tied the program record most recently set

during the 2009-10 season. The Tigers put up 37 three-point attempts vs. Chattanooga on Nov. 24, 2009.

JORDANS GET STARTING NODS

► Junior forward **Jordan Barnett** (St. Louis, Mo.) and sophomore guard **Jordan Geist** (Fort Wayne, Ind.) got the first starting nods of their Mizzou careers vs. Lipscomb (Dec. 29) and did not disappoint. The duo had then-season-best games and combined for 33 of the Tigers' 76 points (43.4 percent).

► Geist scored a team-high 18 points (4-of-10 FG, 2-of-5 3PT, 8-of-10 FT). Barnett secured the third double-double of Mizzou's 2016-17 season with his 15-point, 13-rebound performance vs. Lipscomb.

► Barnett's 13 rebounds were the most by a Tiger this season, at the time, and the most since the 2013-14 season when Johnathan Williams III recorded 15 boards against Texas A&M on March 14, 2014.

GETTING TO THE LINE

► Mizzou attacked the lane and drew contact on the way to the basket exceptionally well in the game vs. Lipscomb (Dec. 29), earning 41 free throw attempts - the most charity stripe shots in the **Kim Anderson** era.

► Two Tigers attempted 10 free throws in the game; both sophomore guard **Jordan Geist** (8-of-10) and sophomore forward **Kevin Puryear** (6-of-10).

► Mizzou's 41 free throw attempts vs. Lipscomb were the Tigers' most since the 2013-14 season when Mizzou attempted 53 foul shots in an overtime win vs. Texas A&M (91-83, March 13, 2014) at the SEC Tournament in the Georgia Dome in Atlanta, Ga.

FEELS LIKE THE FIRST TIME

► Junior forward **Jordan Barnett** (St. Louis, Mo.) made his Mizzou debut vs. Eastern Illinois (Dec. 17), coming off the bench for 24 minutes, which matched his career high at the time. Barnett recorded five rebounds in the game to match his then-career-best in that category, also scoring three points. Barnett also dished two assists against EIU.

► A mid-season transfer from Texas, Barnett was required to sit out the 2016-17 season's first semester, per NCAA transfer rules.

► Barnett was a prolific scorer and play-maker for Christian Brothers College High School in St. Louis, averaging 20.8 points and 8.2 rebounds per game as a senior.

STUFFING THE STAT SHEET

► Sophomore guard **Terrence Phillips** (Orange County, Calif.) scored just seven points in the win vs. Miami (Ohio) on Dec. 6, but looking across his complete line of statistics tells the story of the impact he made in the victory. With seven points, eight rebounds, six assists and five steals, **Phillips became the first Mizzou player to record at least five points, five rebounds, five assists and five steals in a game since the 2011-12 season.** Former Tiger **Phil Pressey** posted 16 points, five rebounds, seven assists and six steals in an 89-88 win at No. 3 Baylor (Jan. 21, 2012).

► Mizzou's Phillips is just the sixth different Tiger to record a "5-5-5-5" game since the 1989-90 season. In that time span, former Mizzou All-American and 13-year NBA



Mizzou Men's Basketball has enjoyed a proud tradition of Tigers moving on to the Big League - the NBA. Two former Tigers are currently showing what they can do - Los Angeles' **Jordan Clarkson** and Toronto's **DeMarre Carroll**.

An unrestricted free agent prior to the 2016-17 season, Clarkson inked a four-year, \$50 million deal to remain with the Lakers. Clarkson averaged 15.5 points per game in 2015-16. He earned NBA All-Rookie First Team recognition after his debut campaign in the league, recording per-game totals of 11.9 points, 3.5 assists and 3.2 rebounds per game.



Carroll, the Junkyard Dog, turned a standout two-year stint with the Atlanta Hawks into a lucrative free agent deal with the Toronto Raptors before the 2015-16 season. Carroll signed a four-year, \$60 million deal with the Canadian club.

From 2013-16, Carroll averaged 11.7 points per game, as well as 5.3 rebounds per game.

Recent Mizzou NBA Draft History

Year	Name	Team	Rd.	Pick
2014	Jordan Clarkson	Washington Wizards (To L.A. Lakers)	2nd	46th
2013	Alex Oriakhi	Phoenix Suns	2nd	57th
2012	Kim English	Detroit Pistons	2nd	44th
	Marcus Denmon	San Antonio Spurs	2nd	59th
2009	DeMarre Carroll	Memphis Grizzlies	1st	27th
2005	Linas Kleiza	Portland Trailblazers (To Denver Nuggets)	1st	27th
2004	Rickey Paulding	Detroit Pistons	2nd	54th
2002	Kareem Rush	Toronto Raptors (To L.A. Lakers)	1st	20th
2000	Keyon Dooling	Orlando Magic (To L.A. Clippers)	1st	10th

veteran **Anthony Peeler** accomplished the feat three times, twice during the 1989-90 season and again in the 1990-91 campaign. Pressey had a first "5-5-5" outing prior to his big Baylor game vs. Cincinnati in the NCAA Tournament First Round to close the 2010-11 season.

CAREER NIGHT FOR CULLEN

- Sophomore guard **Cullen VanLeer** (Pacific, Mo.) scored 14 points (4-of-7 3PT, 2-of-2 FT) against Miami (Ohio) on Dec. 6, setting a career-best in points.
- The effort was VanLeer's third game this season scoring 10 or more points out of 12 games, matching his total from his entire 31-game freshman campaign.
- VanLeer drained four three-pointers in the game, matching a career-high for shots made beyond the three-point arc. VanLeer also connected on four-three pointers against N.C. State on Dec. 19, 2015.

ALMOST THERE IN OVERTIME SETBACK VS. NO. 11 XAVIER

- Despite a valiant effort against a ranked opponent in the first round of the Tire Pros Invitational, Mizzou dropped a heartbreaker, 83-82, to No. 11 Xavier in overtime on Nov. 17 at the HP Field House.
- The Tigers had three players score 20 or more points for the first time since Feb. 8, 2014, led by freshman guard **Frankie Hughes** (Cleveland, Ohio), who scored 24 points. With the effort, Hughes became the first Tiger in program history to start his career with back-to-back games of 20 or more points.
- Sophomore guard **Terrence Phillips** (Orange County, Calif.) busted out for a career-best 21 points, surpassing his previous high of 16 set twice last year.
- Sophomore forward **Kevin Puryear** (Blue Springs, Mo.) recorded his second career double-double in the game with 22 points and 10 rebounds. Puryear scored 14 points and grabbed 11 rebounds against Auburn on Jan. 9, 2016.
- Puryear was 11-of-12 from the free throw line in the game, becoming the first Tiger to sink 10 free throws in a game since he did so against Arkansas (10-of-11) on Feb. 20, 2016.

#FORZAMIZZOU

- Mizzou spent 10 days on a foreign tour of Italy (Aug. 5-15, 2016), seeing the many historical sights the European country has to offer, as well as playing four exhibition games to tune-up for the 2016-17 season. The Tigers posted a 3-1 record in Italy, scoring 83.2 points per game.
- **Game One - Aug. 7:** Mizzou defeated LCC International University (Lithuania), 80-68, to open play in Italy. Playing in the Palazzetto Arena Felici in Rome, the Tigers were led in scoring with 18 points each from freshman **Frankie Hughes** and Willie Jackson. Also in double figures for Mizzou was sophomore guard **K.J. Walton** (Indianapolis, Ind.), who chipped in 10 points. Mizzou shot 40.8 percent from the field (29-of-71) and recorded 43 rebounds.
- **Game Two - Aug. 9:** Mizzou turned away BC Silute (Lithuania), 92-78, in Montecatini, an Italian town outside of Florence in the Tuscany region. Sophomore guard Cullen VanLeer (Pacific, Mo.) lit up the Pala Terme Sport Complex with his sharp-shooting, scoring 26 points (8-of-12 FG, 6-of-10 3PT, 4-of-4 FT). Three other Tigers joined VanLeer in double-digit scoring: sophomore forward **Kevin Puryear** (16); Willie Jackson (11) and senior forward **Russell**

2016-17 SEC STANDINGS

(as of Feb. 2)	CONF	OVERALL	HOME	ROAD	NEUTRAL	PF	PA	STRK
Kentucky	8-1	18-4	11-2	3-2	4-0	2008	1611	W1
South Carolina	8-1	18-4	12-1	5-2	1-1	1594	1339	W3
Florida	7-2	17-5	5-1	5-2	7-2	1745	1443	W3
Arkansas	6-3	17-5	12-2	3-3	2-0	1788	1629	W1
Alabama	6-3	13-8	8-2	3-4	2-2	1449	1351	L-1
Tennessee	5-4	13-9	8-3	5-3	0-3	1717	1622	W4
Mississippi State	4-5	13-8	8-4	2-3	3-1	1558	1481	L-2
Georgia	4-5	13-9	9-3	3-5	1-1	1592	1511	L-1
Ole Miss	4-5	13-9	9-5	2-3	2-1	1697	1657	W1
Vanderbilt	4-5	11-11	7-4	3-4	1-3	1598	1549	W2
Auburn	3-6	14-8	8-3	4-3	2-2	1736	1695	L-1
Texas A&M	3-6	11-10	8-4	1-4	2-2	1508	1432	L-2
LSU	1-8	9-12	7-5	1-5	1-2	1568	1702	L-8
Missouri	0-9	5-16	4-8	0-5	1-3	1441	1510	L-13

Woods (11). Jackson also hauled in 10 rebounds for his first of three games with 10-or-more boards.

- **Game Three - Aug. 12:** Mizzou picked up its third win against Vicenza Select, 81-52, at the Palazzetto dello Sport in Vicenza after spending the morning at the United States Army garrison located in town. Colonel Steve Marks, a Columbia, Mo., native and Mizzou graduate ('92), spoke to the team on-base and attended the game that evening. Four Tigers scored 10-or-more points, led by sophomore guard **Terrence Phillips** (Orange County, Calif.), who dropped 17 points.
- **Game Four - Aug. 13:** Playing its second game in as many days, Mizzou fell to an experienced and seasoned Kosovo National Team, 86-80, in Costa Masnaga, Italy. Scoring at least 80 points for the fourth-straight exhibition game, the Tigers were once again powered by **Terrence Phillips**, who scored 22 points (9-of-18 FG, 4-of-6 3PT). **Russell Woods** recorded the third double-double of the trip for the Tigers with 16 points and 14 rebounds.
- By the end of the 10-day tour, Mizzou's group had visited the likes of the Colosseum and Roman Forum, Vatican City, the Leaning Tower of Pisa, Venice and Lake Como.

PHILLIPS NAMED SEC LEADERSHIP CHAIR

- In late September, sophomore guard **Terrence Phillips** (Orange County, Calif.) was voted chair of the Southeastern Conference Men's Basketball Leadership Council, a tremendous honor for the Tigers' point guard.
- Phillips was selected by a vote of his peers at a meeting of the SEC Basketball Leadership Councils in Birmingham earlier in the month of September. One representative from each of the SEC's 14 institutions comprised the council. In addition, Georgia's Houston Kessler was selected to serve as men's vice chair.
- Phillips will attend a portion of the SEC Athletics Directors meeting in March 2017 and the SEC Spring Meetings in June 2017, serving as both a representative of Mizzou and of the conference's men's basketball programs.

TOP 100 GUARD C.J. ROBERTS SIGNS WITH MIZZOU FOR 2017-18

- Mizzou and head coach **Kim Anderson** announced the signing of future student-athlete **C.J. Roberts** (North Richland Hills, Texas) to the program's 2017 recruiting class on Nov. 9. A 6-0, 180-pound combo guard, Roberts possesses impressive shooting range and scoring ability.

He led his Richland High School squad to a Texas 6A State Championship Playoffs appearance as a junior in 2015-16.

- Averaging 22.5 points per game for head coach Richard Bacon's team in 2015-16, Roberts converted a blistering 52.0 percent of his field goal attempts as a junior. He scored 20 or more points on 13 different occasions and dropped 30 points three times, including a career-best 39 points against Permian Odessa in a 76-72 win on Dec. 10, 2015.
- Anderson had the following to say upon his signing: "It's really special to have C.J. join our Mizzou Basketball Family. C.J. has game-changing ability and is a high-level scorer from the combo guard position. He comes from an outstanding family and basketball program in Richland, Texas, where he has been a standout on the court and in the classroom. We look forward to him getting to Columbia for next season and becoming a part of our program."
- Roberts shared his excitement for becoming a Tiger: "Mizzou is such a great fit for my family and me. We all feel so comfortable with the coaching staff, the players there and what the school can offer me. The coaching staff is an outstanding group of guys, on and off the court. I can tell they are knowledgeable about basketball, but everything else too. Coach Anderson wants to prepare you for life and what happens when the basketball stops bouncing."

NEW STAFF ADDITIONS

- New to Mizzou in 2016-17 are two members of Anderson's coaching staff. **Emanuel Dildy** was added to the staff as an assistant coach on August 19. The up-and-coming coaching talent played at New Mexico State (2000-02) and Eastern Illinois (2003-05) before making coaching stops at the junior college level, his alma mater EIU (2012-13) and Loyola-Chicago (2013-16).
- Anderson announced the addition of **Nick Michael** to his staff in the role of Assistant Athletics Director for Athletic Performance. Michael played collegiately at Elmhurst (2003-07) and professionally in Europe for four seasons (2007-11) before serving on the VCU and Rice staffs as strength and conditioning coach. Michael has played a vital role in the Tigers' offseason workout program, emphasizing a culture of toughness and competitiveness.

2016-17 GAME-BY-GAME RESULTS

RECORD:	OVERALL	HOME	AWAY	NEUTRAL
ALL GAMES	5-16	4-8	0-5	1-3
CONFERENCE	0-9	0-4	0-5	0-0
NON-CONFERENCE	5-7	4-4	0-0	1-3

DATE	TIME (CT)	OPPONENT	RESULT	ATTENDANCE	HIGH POINTS	HIGH REBOUNDS
11-13-16	7 PM	ALABAMA A&M	W, 99-44	9139	(23)HUGHES, Frankie	(9)PURYEAR, Kevin (9)JACKSON, Willie
11-17-16	12 PM	vs #11 Xavier #	L, 82-83 (OT)	1991	(24)HUGHES, Frankie	(10)PURYEAR, Kevin
11-18-16	10:30 AM	vs Davidson #	L, 55-70	1002	(12)PURYEAR, Kevin	(6)PURYEAR, Kevin (6)WALTON, K.J.
11-20-16	11 AM	vs Tulane #	W, 67-62	400	(20)WALTON, K.J.	(10)WOODS, Russell
11-26-16	2 PM	NORTHWESTERN STATE	W, 84-60	9799	(19)WALTON, K.J.	(7)JACKSON, Willie
11-28-16	7 PM	NC CENTRAL	L, 52-62	9091	(17)PHILLIPS, Terrence	(6)WOODS, Russell (6)GEIST, Jordan
12-3-16	2 PM	WESTERN KENTUCKY	W, 59-56	9580	(18)HUGHES, Frankie	(8)PHILLIPS, Terrence (8)WOODS, Russell
12-6-16	7 PM	MIAMI (OHIO)	W, 81-55	9109	(19)PURYEAR, Kevin	(10)WOODS, Russell
12-10-16	11 AM	ARIZONA	L, 60-79	10151	(11)PURYEAR, Kevin	(7)PURYEAR, Kevin
12-17-16	2:30 PM	EASTERN ILLINOIS	L, 64-67	9618	(9)JACKSON, Willie (9)WALTON, K.J.	(6)PURYEAR, Kevin
12-21-16	6 PM	vs Illinois	L, 66-75	12409	(17)PURYEAR, Kevin	(9)PURYEAR, Kevin
12-29-16	7 PM	LIPSCOMB	L, 76-81	10121	(18)GEIST, Jordan	(13)BARNETT, Jordan
1-4-17	8 PM	*LSU	L, 77-88	9404	(18)BARNETT, Jordan	(9)BARNETT, Jordan
1-7-17	12 PM	*at Georgia	L, 66-71	8635	(20)PHILLIPS, Terrence	(9)BARNETT, Jordan
1-10-17	6 PM	*AUBURN	L, 72-77	9688	(20)BARNETT, Jordan	(13)WALTON, K.J.
1-14-17	5 PM	*at Arkansas	L, 73-92	15424	(14)BARNETT, Jordan	(6)BARNETT, Jordan (6)NIKKO, Reed
1-18-17	6 PM	at Alabama	L, 56-68	10347	(16)PHILLIPS, Terrence	(6)PURYEAR, Kevin
1-21-17	2:30 PM	*OLE MISS	L, 71-75	10378	(26)PURYEAR, Kevin	(11)WOODS, Russell
1-25-17	6 PM	*at Mississippi State	L, 74-89	7101	(18)GEIST, Jordan (18)BARNETT, Jordan	(8)BARNETT, Jordan
1-28-17	7:31 PM	*SOUTH CAROLINA	L, 53-63	10190	(18)WOODS, Russell	(8)WOODS, Russell (8)PURYEAR, Kevin
2-2-17	6 PM	*at Florida	L, 54-93	10153	(14)PHILLIPS, Terrence	(4)NIKKO, Reed (4)WALTON, K.J. (4)PURYEAR, Kevin
2-4-17	5 PM	Arkansas *				
2-8-17	7:30 PM	at Texas A&M *				
2-11-17	2:30 PM	Vanderbilt *				
2-15-17	7:30 PM	Alabama *				
2-18-17	12 PM	at Tennessee *				
2-21-17	8 PM	Kentucky *				
2-25-17	2:30 PM	at Ole Miss *				
2-28-17	6 PM	Texas A&M *				
3-4-17	2:30 PM	at Auburn *				

* - Conference game

- Tire Pros Invitational (ESPN Wide World of Sports Complex, Orlando, Fla.)

% - 36th Annual Bud Light Braggin' Rights Game (St. Louis, Mo.)


NCAA APPEARANCES: '44, '76, '78, '80, '81, '82, '83, '86, '87, '88, '89, '90, '92, '93, '95, '99, '00, '01, '02, '03, '09, '10, '11, '12, '13

2016-17 GAME-BY-GAME STATS

OPPONENT	DATE	SCORE	W/L	FG	FGA	PCT	3FG	FGA	PCT	FT	FTA	PCT	OFF	DEF	TOT	AVG	PF	A	TO	BLK	STL	PTS	AVG
ALABAMA A&M				16	60	.267	1	13	.077	11	15	.733	13	16	29	29.0	22	4	15	1	5	44	44.0
at Mizzou	11-13-16	99-44	W	35	56	.625	8	16	.500	21	33	.636	10	33	43	43.0	14	17	9	4	9	99	99.0
#11 Xavier				28	70	.400	2	22	.091	25	38	.658	19	33	52	40.5	24	14	14	9	8	83	63.5
vs. Mizzou	11-17-16	82-83	Lot	27	65	.415	8	26	.308	20	27	.741	9	30	39	41.0	28	13	14	4	5	82	90.5
Davidson				24	54	.444	10	30	.333	12	16	.750	6	30	36	39.0	19	14	16	5	6	70	65.7
vs. Mizzou	11-18-16	55-70	L	22	61	.361	3	16	.188	8	12	.667	11	26	37	39.7	15	14	15	2	6	55	78.7
Tulane				21	63	.333	9	19	.474	11	16	.688	10	22	32	37.2	19	15	14	4	5	62	64.8
vs. Mizzou	11-20-16	67-62	W	25	58	.431	4	17	.235	13	16	.813	12	31	43	40.5	18	13	18	2	10	67	75.8
NORTHWESTERN ST.				24	67	.358	5	25	.200	7	14	.500	15	23	38	37.4	22	12	18	4	5	60	63.8
at Mizzou	11-26-16	84-60	W	32	62	.516	7	20	.350	13	17	.765	8	32	40	40.4	17	19	14	2	9	84	77.4
North Carolina Central				19	52	.365	6	22	.273	18	23	.783	10	36	46	38.8	20	11	13	8	1	62	63.5
at Mizzou	11-28-16	52-62	L	17	68	.250	7	27	.259	11	20	.550	16	27	43	40.8	21	8	6	4	4	52	73.2
Western Kentucky				21	52	.404	3	15	.200	11	19	.579	4	26	30	37.6	20	11	15	4	7	56	62.4
at Mizzou	12-3-16	59-56	W	20	57	.351	5	24	.208	14	21	.667	14	30	44	41.3	16	10	17	1	10	59	71.1
Miami (Ohio)				18	59	.305	6	31	.194	13	19	.684	12	32	44	38.4	28	8	15	6	3	55	61.5
at Mizzou	12-6-16	81-55	W	25	67	.373	9	29	.310	22	31	.710	16	34	50	42.4	19	18	6	1	9	81	72.4
Arizona				29	61	.475	13	24	.542	8	10	.800	12	34	46	39.2	22	12	15	4	4	79	63.4
at Mizzou	12-10-16	60-79	L	18	55	.327	4	18	.222	20	30	.667	8	20	28	40.8	11	10	8	1	7	60	71.0
Eastern Illinois				22	66	.333	8	29	.276	15	17	.882	16	26	42	39.5	20	11	13	4	9	67	63.8
at Mizzou	12-17-16	64-67	L	23	56	.411	3	18	.167	15	24	.625	12	30	42	40.9	16	12	15	3	7	64	70.3
Illinois %				24	49	.490	7	17	.412	20	30	.667	7	31	38	39.4	21	11	15	3	3	75	64.8
vs. Mizzou	12-21-16	66-75	L	22	61	.361	6	19	.316	16	21	.762	8	21	29	39.8	22	9	8	2	4	66	69.9
Lipscomb				25	55	.455	10	26	.385	21	31	.677	7	27	34	38.9	30	15	10	3	6	81	66.2
at Mizzou	12-29-16	76-81	L	22	59	.373	4	20	.200	28	41	.683	18	29	47	40.4	23	9	14	5	3	76	70.4
LSU *				35	73	.479	7	18	.389	11	16	.688	10	34	44	39.3	22	17	10	5	9	88	67.8
at Mizzou	1-4-17	77-88	L	27	63	.429	7	27	.259	16	26	.615	10	31	41	40.5	14	16	14	5	3	77	70.9
at Georgia *				21	46	.457	2	13	.154	27	40	.675	5	39	44	39.6	19	11	20	4	7	71	68.1
Mizzou	1-7-17	66-71	L	25	72	.347	6	36	.167	10	16	.625	11	24	35	40.1	28	11	13	2	10	66	70.6
Auburn *				25	59	.424	9	25	.360	18	33	.545	15	27	42	39.8	29	13	14	12	4	77	68.7
at Mizzou	1-10-17	72-77	L	22	68	.324	5	18	.278	23	33	.697	25	26	51	40.8	26	11	15	3	7	72	70.7
at Arkansas *				33	59	.559	10	23	.435	16	22	.727	9	27	36	39.6	25	18	14	5	5	92	70.1
Mizzou	1-14-17	73-92	L	22	57	.386	9	26	.346	20	32	.625	14	21	35	40.4	20	12	14	1	7	73	70.8
at Alabama *				23	53	.434	9	27	.333	13	28	.464	14	25	39	39.5	21	9	12	2	7	68	70.0
Mizzou	1-18-17	56-68	L	17	42	.405	7	14	.500	15	23	.652	5	26	31	39.9	26	10	19	2	8	56	69.9
Ole Miss *				24	56	.429	10	24	.417	17	23	.739	9	29	38	39.4	16	11	12	2	4	75	70.3
at Mizzou	1-21-17	71-75	L	27	61	.443	11	25	.440	6	17	.353	12	26	38	39.8	20	15	14	0	2	71	70.0
at Mississippi State *				32	56	.571	12	23	.522	13	25	.520	9	21	30	38.9	19	16	7	5	4	89	71.3
Mizzou	1-25-17	74-89	L	25	54	.463	7	21	.333	17	23	.739	11	21	32	39.4	22	10	10	0	1	74	70.2
South Carolina *				20	57	.351	9	25	.360	14	19	.737	11	32	43	39.2	19	9	14	4	6	63	70.8
at Mizzou	1-28-17	53-63	L	20	56	.357	1	17	.059	12	17	.706	9	29	38	39.3	21	8	15	0	2	53	69.3
at Florida *				30	66	.455	11	28	.393	22	27	.815	18	38	56	40.0	13	16	11	7	7	93	71.9
Mizzou	2-2-17	54-93	L	19	63	.302	8	21	.381	8	15	.533	11	21	32	39.0	21	7	13	0	8	54	68.6
Arkansas *																							
at Mizzou	2-4-17	5 PM																					
at Texas A&M *																							
Mizzou	2-8-17	7:30 PM																					
Vanderbilt *																							
at Mizzou	2-11-17	2:30 PM																					
Alabama *																							
at Mizzou	2-15-17	7:30 PM																					
at Tennessee *																							
Mizzou	2-18-17	12 PM																					
Kentucky *																							
at Mizzou	2-21-17	8 PM																					
at Ole Miss *																							
Mizzou	2-25-17	2:30 PM																					
Texas A&M *																							
at Mizzou	2-28-17	6 PM																					
at Auburn *																							
Mizzou	3-4-17	2:30 PM																					

NCAA APPEARANCES: '44, '76, '78, '80, '81, '82, '83, '86, '87, '88, '89, '90, '92, '93, '95, '99, '00, '01, '02, '03, '09, '10, '11, '12, '13

Opponent				01	03	05	10	11	13	14	15	21	24	25	32	33
				PHILLIPS	HUGHES	SMITH	RAU	WALTON	GLASSMAN	NIKKO	GEIST	BARNETT	PURYEAR	WOODS	WOLF	VANLEER
ALABAMA A&M	11-13-16	99-44	W	7-3-5	23-2-1	7-5-0	0-0-0	9-2-2	0-1-1	6-4-1	8-1-0	DNP	7-9-1	12-3-0	0-1-0	9-2-5
vs Xavier	11-17-16	82-83	LOT	21-7-5	24-5-3	0-1-0	DNP	0-0-0	DNP	2-2-1	0-2-0	DNP	22-10-3	4-1-0	DNP	3-2-1
vs Davidson	11-18-16	55-70	L	1-3-6	2-2-2	DNP	DNP	6-6-1	DNP	10-0-0	4-4-3	DNP	12-6-0	2-2-0	DNP	11-1-2
vs Tulane	11-20-16	67-62	W	2-2-1	14-4-1	DNP	DNP	20-4-2	DNP	5-5-1	5-7-3	DNP	11-2-0	5-10-2	DNP	3-1-3
NW STATE	11-26-16	84-60	W	3-3-8	11-2-1	6-2-0	0-0-0	19-4-0	0-0-0	4-1-0	3-3-3	DNP	11-6-2	6-5-0	0-0-0	10-5-3
NC CENTRAL	11-28-16	52-62	L	17-4-1	7-4-1	2-0-1	DNP	1-4-1	DNP	DNP	8-6-1	DNP	6-5-1	6-6-0	DNP	5-3-1
Western Kentucky	12-3-16	59-56	W	6-8-5	18-4-1	0-3-0	DNP	2-5-1	DNP	DNP	0-0-0	DNP	12-5-1	10-8-1	DNP	5-2-1
Miami (Ohio)	12-6-16	81-55	W	7-8-6	13-2-2	4-2-0	0-1-0	2-4-2	0-0-0	DNP	3-5-5	DNP	19-8-1	15-10-1	0-0-0	14-1-1
Arizona	2-10-16	60-79	L	3-2-2	10-5-1	5-2-0	DNP	5-1-1	DNP	DNP	3-2-1	DNP	11-7-1	8-6-0	DNP	8-2-4
Eastern Illinois	12-17-16	64-67	L	8-3-7	5-1-0	0-0-0	DNP	9-0-0	DNP	4-5-0	6-4-2	3-5-1	8-6-1	6-1-0	DNP	6-5-1
Illinois %	12-21-16	66-75	L	14-4-0	3-0-1	0-0-0	DNP	0-0-0	DNP	2-2-1	12-2-2	4-2-0	17-9-0	7-4-2	DNP	5-1-3
Lipscomb	12-29-16	76-81	L	6-4-4	DNP	2-2-1	DNP	9-3-0	DNP	2-1-0	18-4-2	15-13-0	14-6-1	10-8-0	DNP	0-3-1
LSU *	1-4-17	77-88	L	12-7-8	0-2-2	0-2-0	DNP	11-3-2	DNP	0-2-0	13-2-3	18-9-1	15-7-0	8-3-0	DNP	0-0-0
at Georgia *	1-7-17	66-71	L	20-4-2	2-1-0	DNP	DNP	13-3-1	DNP	0-0-0	5-3-2	15-9-3	2-5-0	9-6-2	DNP	0-2-1
Auburn *	1-10-17	72-77	L	12-6-6	9-3-2	DNP	DNP	8-13-2	DNP	2-1-0	10-1-1	20-6-0	4-9-0	7-8-0	DNP	0-0-0
at Arkansas *	1-14-17	73-92	L	13-2-4	6-2-1	DNP	DNP	6-4-2	DNP	2-6-1	13-3-0	14-6-2	11-4-1	5-3-0	0-0-0	3-1-1
at Alabama *	1-18-17	56-68	L	16-4-7	8-5-0	DNP	DNP	2-1-0	DNP	0-1-0	3-1-0	7-5-1	4-6-1	13-2-1	DNP	3-2-0
Ole Miss *	1-21-17	71-74	L	10-5-10	0-1-2	DNP	DNP	0-0-2	DNP	0-0-0	2-4-1	11-5-0	26-8-0	13-11-0	DNP	9-3-0
at Miss. State *	1-25-17	74-89	L	9-2-4	4-3-2	DNP	DNP	1-1-1	DNP	2-2-0	18-4-0	18-8-0	13-7-1	0-3-1	DNP	9-1-1
South Carolina *	1-28-17	53-63	L	5-2-3	DNP	DNP	DNP	12-4-1	DNP	0-0-0	6-4-2	2-5-0	7-8-0	18-8-0	DNP	3-3-2
at Florida *	2-2-17	54-93	L	14-3-3	0-3-0	DNP	0-1-0	10-4-0	0-1-0	5-4-1	5-4-1	6-1-0	8-4-2	0-2-0	0-0-0	6-1-0
Arkansas *	2-4-17	5 PM														
at Texas A&M *	2-8-17	7:30 PM														
Vanderbilt *	2-11-17	2:30 PM														
Alabama *	2-15-17	7:30 PM														
at Tennessee *	2-18-17	12 PM														
Kentucky *	2-21-17	8 PM														
at Ole Miss *	2-25-17	2:30 PM														
Texas A&M *	2-28-17	6 PM														
at Auburn *	3-4-17	2:30 PM														



#1 AT A GLANCE

Games Where #1...	2016-17	Career
Scored 5+ points	16	38
Scored 10+ points	10	21
Scored 15+ points	4	7
Scored 20+ points	2	2
Hit 2+ 3-pointers	8	15
Recorded 3+ rebounds	15	36
Recorded 5+ rebounds	6	20
Dished 3+ assists	15	36
Dished 5+ assists	11	19
Recorded 3+ steals	3	7
Played 20+ minutes	19	47
Played 30+ minutes	9	19

#1 Game & Career Highs...

2016-17	Career
21, vs. Xavier	21, vs. Xavier
11-17-16 PTS	11-17-16
7, Twice	7, Twice
FGM	
17, at Georgia	17, at Georgia
1-7-17 FGA	1-7-17
5, Twice	5, Twice
3PTM	
12, at Georgia	12, at Georgia
1-7-17 3PTA	1-7
6, vs. Xavier	6, vs. Xavier
11-17-16 FTM	11-17-16
8, vs. Auburn	8, vs. Auburn
1-10-17 FTA	1-10-17
8, Twice	10, Twice
REB	-
10, vs. Ole Miss	10, vs. Ole Miss
1-21-17 AST	1-21-17
3, vs. Auburn	3, vs. Auburn
1-10-17 BLKS	1-10-17
5, vs. Miami (Ohio)	5, Twice
12-6-16 STLS	-
40, vs. Xavier	40, vs. Xavier
11-17-16 MIN	11-17-16

TERRENCE PHILLIPS

SO | G | 5-11 | 180

Orange County, Calif. // Oak Hill Academy (Va.)



PHILLIPS CAREER STATS

SEASON	G-GS	MIN	MPG	FG-A	FG%	3FG-A	3FG%	FT-A	FT%	OFF	DEF	REB	AVG.	AST/TO	BS/S	TP	AVG.
2015-16	31-31	813	26.2	81-212	.382	29-90	.322	52-72	.722	20	110	130	4.2	107/71	3/40	243	7.8
2016-17	21-12	582	27.7	63-180	.350	34-95	.358	46-64	.719	4	82	86	4.1	97/51	3/30	206	9.8
TOTAL	52-43	1395	26.8	144-392	.367	63-185	.341	98-136	.721	24	192	216	4.2	204/122	6/70	449	8.6

PHILLIPS 2016-17 GAME-BY-GAME

Opponent	Date	GS	Min	FG	FGA	Pct	3FG	FGA	Pct	FT	FTA	Pct	Off	Def	Tot	Avg	PF	FO	A	TO	Blk	Stl	Pts	Avg
ALABAMA A&M	11-13-16	*	20	2-3	.667		0-0	.000		3-5	.600		0	3	3	3.0	2	0	5	3	0	0	7	7.0
vs Xavier	11-17-16	*	40	7-16	.438		1-6	.167		6-6	1.000		0	7	7	5.0	5	1	5	2	0	1	21	14.0
vs Davidson	11-18-16	*	24	0-8	.000		0-3	.000		1-2	.500		1	2	3	4.3	3	0	6	2	0	1	1	9.7
vs Tulane	11-20-16	*	28	1-6	.167		0-0	.000		0-0	.000		0	2	2	3.8	2	0	1	3	0	1	2	7.8
NW STATE	11-26-16	*	20	1-2	.500		1-1	1.000		0-0	.000		0	3	3	3.6	3	0	8	2	0	1	3	6.8
NC CENTRAL	11-28-16	*	21	6-10	.600		5-7	.714		0-0	.000		0	4	4	3.7	5	1	1	1	0	0	17	8.5
WESTERN KENTUCKY	12-3-16	*	33	2-6	.333		1-5	.200		1-2	.500		0	8	8	4.3	2	0	5	5	0	2	6	8.1
MIAMI (OHIO)	12-6-16	*	26	1-8	.125		1-6	.167		4-4	1.000		0	8	8	4.8	4	0	6	0	0	5	7	8.0
ARIZONA	12-10-16	*	16	0-3	.000		0-0	.000		3-5	.600		0	2	2	4.4	3	0	2	2	0	0	3	7.4
E. ILLINOIS	12-17-16	*	26	1-6	.167		1-4	.250		5-6	.833		0	3	3	4.3	3	0	7	3	0	1	8	7.5
vs Illinois	12-21-16	*	29	5-12	.417		3-5	.600		1-2	.500		0	4	4	4.3	2	0	0	1	0	1	14	8.1
LIPSCOMB	12-29-16	*	33	2-9	.222		0-3	.000		2-2	1.000		0	4	4	4.3	5	1	4	2	0	1	6	7.9
LSU *	1-4-17		30	4-10	.400		2-7	.286		2-2	1.000		0	7	7	4.5	3	0	8	1	0	2	12	8.2
at Georgia*	1-7-17		31	7-17	.412		5-12	.417		1-2	.500		0	4	4	4.4	4	0	2	1	0	2	20	9.1
AUBURN*	1-10-17		32	3-9	.333		1-2	.500		5-8	.625		3	3	6	4.5	4	0	6	5	3	3	12	9.3
at Arkansas*	1-14-17		31	3-10	.300		3-8	.375		4-4	1.000		0	2	2	4.4	3	0	4	2	0	2	13	9.5
at Alabama*	1-18-17		33	5-10	.500		3-5	.600		3-5	.600		0	4	4	4.4	5	1	7	4	0	4	16	9.9
OLE MISS*	1-21-17		33	3-12	.250		2-7	.286		2-3	.667		0	5	5	4.4	5	1	10	5	0	2	10	9.9
at Miss. State*	1-25-17		28	3-6	.500		1-4	.250		2-2	1.000		0	2	2	4.3	5	1	4	3	0	0	9	9.8
S. CAROLINA*	1-28-17		22	2-7	.286		0-4	.000		1-1	1.000		0	2	2	4.2	5	1	3	2	0	0	5	9.6
at Florida*	2-2-17		26	5-10	.500		4-6	.667		0-3	.000		0	3	3	4.1	4	0	3	2	0	1	14	9.8
Arkansas *	2-4-17																							
at Texas A&M *	2-8-17																							
Vanderbilt *	2-11-17																							
Alabama *	2-15-17																							
at Tennessee *	2-18-17																							
Kentucky *	2-21-17																							
at Ole Miss *	2-25-17																							
Texas A&M *	2-28-17																							
at Auburn *	3-4-17																							

2016-17 (SOPHOMORE):

- Posted his 200th career assist in game against South Carolina (Jan. 28).
- Recorded his second career double-double against Ole Miss (Jan. 21), scoring 10 points (3-of-12 FG, 2-of-7 3PT, 2-of-3 FT), while dishing out a career-high assists 10 assists.
- Second 20-point game of his career with 20 points (7-of-17 FG, 5-of-12 3PT, 1-of-2 FT) at Georgia (Jan. 7), leading the Tigers in scoring off the bench (31 min.).
- First game of career coming off bench vs. LSU (Jan. 4) and matched career-best in assists (8) in 30 minutes of action.
- Filled the stat line vs. Miami (Ohio) on Dec. 6, scoring seven points while grabbing eight rebounds, dishing out six assists and grabbing five steals.
- Snagged a season-high eight rebounds and dished out five assists in a victory over Western Kentucky. Drained a career-high five three-pointers vs. NC Central (Nov. 28), leading the team in scoring with 17 points.
- Dished a career-high eight assists vs. Northwestern State (Nov. 26), his 12th career game of five assists or more.
- Career-best 21 points (7-of-16 FG, 1-of-6 3PT, 6-of-6 FT) vs. No. 11 Xavier (Nov. 17) at the Tire Pros Invitational in Orlando - the first 20-point game of his career.

2015-16 (FRESHMAN):

- One of two Tigers to start all 31 games of the 2015-16 campaign, averaging 7.8 points, 4.2 rebounds and 3.5 assists per game.
- Recorded 107 assists, a mark that ranks as the third-best freshman total in program history (117 - Phil Pressey; 109 - Jimmy McKinney).
- Trended upward to close his first collegiate season, averaging 10.3 points per game over the final three games of 2015-16, including the first double-double (10 points, 10 rebounds) of his career in the season finale vs. Florida (March 5).
- Twice pulled down a season-high 10 rebounds over Mizzou's final three games, first doing so vs. Texas A&M (Feb. 27) before repeating against the Gators (March 5).
- Matched his season-high in assists (7) three times, including in the season

finale vs. Florida (March 5).

- Compiled a team-leading 40 steals, with his 2.9 steal percentage ranking seventh-best in the Southeastern Conference (2.9 percent of Mizzou's possessions that Phillips was on the court for, he recorded a steal).

- Ranked 13th in the conference overall and second out of freshmen in terms of assist rate (26.9), which is assists divided by the field goals made by teammates while on the court.

- Knocked down 29-of-90 three-point field goal attempts (32.2 percent), the fourth-highest deep range makes on the squad.

- Hit multiple three-pointers in seven games, including a season-best three on five separate occasions.

OAK HILL ACADEMY:

- Led national powerhouse Oak Hill Academy (Mouth of Wilson, Va.) to an 88-4 record as the team's starting point guard his last two seasons.
- Averaged 8.7 assists, 7.7 points and 4.2 steals per game while leading Oak Hill to a 47-1 season as a senior, with the squad also spending 10 weeks as the nation's No. 1-ranked boys basketball team.
- Broke Oak Hill's career assists record that was previously held by former North Carolina standout Jeff McInnis.

PERSONAL:

- Son of Alice Knox and Ted Phillips, and born on Jan. 12, 1996, in Los Angeles, California.
- Athlete he most looks up to and models his game after is Chris Paul.
- Favorite TV show is 'Friends'.
- Considered Mizzou the most in the recruiting process due to the Tigers coaching staff's ongoing presence.
- Names NBA star Kobe Bryant as most influential person he has met.

NCAA APPEARANCES: '44, '76, '78, '80, '81, '82, '83, '86, '87, '88, '89, '90, '92, '93, '95, '99, '00, '01, '02, '03, '09, '10, '11, '12, '13

#RALLYFORRHAN



FRANKIE HUGHES

FR | G | 6-4 | 192

Cleveland, Ohio // Garfield Heights HS



HUGHES CAREER STATS

SEASON	G-GS	MIN	MPG	FG-A	FG%	3FG-A	3FG%	FT-A	FT%	OFF	DEF	REB	AVG.	AST/TO	BS/S	TP	AVG.
2016-17	19-11	396	20.8	55-192	.286	28-115	.243	21-37	.568	11	40	51	2.7	23/27	1/14	159	8.4
TOTAL	19-11	396	20.8	55-192	.286	28-115	.243	21-37	.568	11	40	51	2.7	23/27	1/14	159	8.4

#3 AT A GLANCE

Games Where #3...	2016-17
Scored 10+ points	7
Scored 15+ points	3
Scored 20+ points	2
Hit 5+ FGs	4
Hit 2+ 3-pointers	8
Hit 5+ 3-pointers	1
Recorded 3+ rebounds	9
Dished 3+ assists	1
Recorded 3+ steals	1
Played 20+ minutes	12
Played 30+ minutes	2

#3 Game & Career Highs...

2016-17	Career
24, vs. Xavier	-
11-17-16 PTS	-
9, vs. Alabama A&M	-
11-13-16 FGM	-
20, vs. Xavier	-
11-17-16 FGA	-
5, vs. Xavier	-
11-17-16 3PTM	-
13, vs. Xavier	-
11-17-16 3PTA	-
5, twice	-
- FTM	-
6, twice	-
- FTA	-
5, 3 times	-
- REB	-
3 vs. Xavier	-
11-17-16 AST	-
1, vs. Alabama A&M	-
11-13-16 BLKS	-
3, vs. Xavier	-
11-17-16 STLS	-
41, vs. Xavier	-
11-17-16 MIN	-

HUGHES 2016-17 GAME-BY-GAME

Opponent	Date	GS	Min	FG	FGA	Pct	3FG	FGA	Pct	FT	FTA	Pct	Off	Def	Tot	Avg	PF	FO	A	TO	Blk	Stl	Pts	Avg
ALABAMA A&M	11-13-16	*	21	9-14	.643		4-9	.444		1-4	.250		1	1	2	2.0	0	0	1	1	1	2	23	23.0
vs Xavier	11-17-16	*	41	8-20	.400		5-13	.385		3-5	.600		2	3	5	3.5	1	0	3	4	0	3	24	23.5
vs Davidson	11-18-16	*	25	1-11	.091		0-4	.000		0-1	.000		0	2	2	3.0	2	0	2	3	0	1	2	16.3
vs Tulane	11-20-16	*	20	6-13	.462		2-7	.286		0-0	.000		1	3	4	3.3	0	0	1	2	0	1	14	15.8
NW STATE	11-26-16	*	20	3-11	.273		2-8	.250		3-4	.750		0	2	2	3.0	1	0	1	2	0	0	11	14.8
NC CENTRAL	11-28-16	*	23	3-14	.214		1-8	.125		0-2	.000		2	2	4	3.2	2	0	1	0	0	1	7	13.5
WESTERN KENTUCKY	12-3-16	*	35	5-15	.333		3-10	.300		5-6	.833		1	3	4	3.3	2	0	1	2	0	1	18	14.1
MIAMI (OHIO)	12-6-16	*	26	4-16	.250		3-11	.273		2-3	.667		1	1	2	3.1	3	0	2	0	0	2	13	14.0
ARIZONA	12-10-16	*	29	2-13	.154		1-8	.125		5-6	.833		1	4	5	3.3	1	0	1	0	0	1	10	13.6
E. ILLINOIS	12-17-16	*	23	2-6	.333		1-3	.333		0-0	.000		0	1	1	3.1	3	0	0	2	0	0	5	12.7
vs Illinois	12-21-16	*	21	1-11	.091		1-5	.200		0-0	.000		0	0	0	2.8	2	0	1	0	0	0	3	11.8
Lipscomb	12-29-16																							
LSU *	1-4-17		15	0-3	.000		0-3	.000		0-0	.000		0	2	2	2.8	0	0	2	0	0	1	0	10.8
at Georgia *	1-7-17		11	1-8	.125		0-5	.000		0-0	.000		0	1	1	2.6	0	0	0	0	0	1	2	10.2
AUBURN *	1-10-17		14	3-9	.333		1-5	.200		2-3	.667		1	2	3	2.6	1	0	2	1	0	0	9	10.1
at Arkansas *	1-14-17		17	2-7	.286		2-6	.333		0-0	.000		0	2	2	2.6	0	0	1	4	0	0	6	9.8
at Alabama *	1-18-17		23	3-6	.500		2-3	.667		0-3	.000		0	5	5	2.8	4	0	0	2	0	0	8	9.7
OLE MISS *	1-21-17		4	0-2	.000		0-2	.000		0-0	.000		1	0	1	2.6	2	0	2	1	0	0	0	9.1
at Miss. State *	1-25-17		13	2-5	.400		0-1	.000		0-0	.000		0	3	3	2.7	2	0	2	2	0	0	4	8.8
S. Carolina *	1-28-17																							
at Florida *	2-2-17		15	0-8	.000		0-4	.000		0-0	.000		0	3	3	2.7	2	0	0	1	0	0	0	8.4
Arkansas *	2-4-17																							
at Texas A&M *	2-8-17																							
Vanderbilt *	2-11-17																							
Alabama *	2-15-17																							
at Tennessee *	2-18-17																							
Kentucky *	2-21-17																							
at Ole Miss *	2-25-17																							
Texas A&M *	2-28-17																							
at Auburn *	3-4-17																							

2016-17 (FRESHMAN):

Continued stretch of making multiple three-pointers in each of Mizzou's five victories, draining three shots from beyond the arc in a win over Miami (Ohio) on Dec. 6, scoring 13 points.

Led the Tigers in scoring (18 points) in the win over Western Kentucky (Dec. 3), draining two three-pointers and connecting on 5-of-6 from the free throw line.

Picked up his third double-digit scoring performance out of four games to start his career with 14 points vs. Tulane (Nov. 20) at the Tire Pros Invitational in Orlando, Fla.

Became the first Tiger to ever start his career with back-to-back 20-point games with 24 points vs. No. 11 Xavier (Nov. 17) at the Tire Pros Invitational in Orlando, Fla.

Matched the program record for a freshman debut with his 23 points vs. Alabama A&M (Nov. 13), equaling all-time great Steve Stipanovich, who scored 23 points for Mizzou as a freshman against Southwest Texas State in 1979.

GARFIELD HEIGHTS HIGH SCHOOL:

Averaged 19.0 points and 5.0 rebounds per game as a senior for Garfield Heights in 2015-16, leading head coach Sonny Johnson's squad to a strong 23-5 record and a second consecutive Ohio Division I State Semifinals appearance.

Played alongside fellow Mizzou freshman Willie Jackson, who were both named to the Associated Press' Division I All-Ohio First Team to close their senior seasons.

Honored to *cleveland.com*'s boys basketball All-Star team for his efforts following the 2015-16 season.

Scored 20-or-more points on five separate occasions as a senior, including an impressive 20-point outing in Garfield's double-overtime win over Shaw that earned the school the regional crown.

Ranked as highly as the 11th-best high school prospect in the state of Ohio during his senior season, according to *247sports.com*.

Previously signed a national letter of intent to Louisville before asking for his release, while also considering interest from Miami (Fla.), Texas A&M, VCU, Wichita State and Wisconsin, among others, at the time.

PERSONAL:

Son of Shondra and Terry Hughes, and born on Nov. 11, 1997.

Was sold on Mizzou during the recruiting process thanks to a strong connection with the coaching staff and feeling a sense of family within the program.

#4 AT A GLANCE

FR | F | 6-9 | 215

[illegible]

Opponent	Date GS	Min FG FGA Pct	3FG FGA Pct	FT FTA Pct	Off Def Tot Avg	PF FO A TO Blk Stl Pts Avg
ALABAMA A&M	11-13-16	DNP - Coach's Decision				
vs Xavier	11-17-16	DNP - Coach's Decision				
vs Davidson	11-18-16	DNP - Coach's Decision				
vs Tulane	11-20-16	DNP - Coach's Decision				
NW STATE	11-26-16	DNP - Coach's Decision				
N.C. Central	11-28-16	DNP - Coach's Decision				
Western Kentucky	12-3-16	DNP - Coach's Decision				
Miami (Ohio)	12-6-16	DNP - Coach's Decision				
Arizona	12-10-16	DNP - Coach's Decision				
Eastern Illinois	12-17-16	DNP - Coach's Decision				
vs. Illinois	12-21-16	DNP - Coach's Decision				
Lipscomb	12-29-16	DNP - Coach's Decision				
LSU *	1-4-17	DNP - Coach's Decision				
at Georgia *	1-7-17	DNP - Coach's Decision				
Auburn *	1-10-17	DNP - Coach's Decision				
at Arkansas *	1-14-17	DNP - Coach's Decision				
at Alabama *	1-18-17	DNP - Coach's Decision				
Ole Miss *	1-21-17	DNP - Coach's Decision				
at Miss. State *	1-25-17	DNP - Coach's Decision				
S. Carolina *	1-28-17	DNP - Coach's Decision				
at Florida *	2-2-17	DNP - Coach's Decision				
Arkansas *	2-4-17					
at Texas A&M *	2-8-17					
Vanderbilt *	2-11-17					
Alabama *	2-15-17					
at Tennessee *	2-18-17					
Kentucky *	2-21-17					
at Ole Miss *	2-25-17					
Texas A&M *	2-28-17					
at Auburn *	3-4-17					

- Averaged 12.6 points and 6.6 rebounds per game while helping power Layton to the Utah Class 5A State Championship semifinals as a senior in 2015-16.
- Substantial growth spurt leading up to his final season for Layton head coach Kelby Miller, evolving from a wing player into an all-state honorable mention forward to close his career.
- Helped the Lancers to their first state title since 1988 as a junior in 2014-15, chipping in 11 points in the championship game of Utah's largest high school division.
- Layton and Kemp overcame a 13-point second-half deficit to edge Brighton High School, 48-46, to take the crown.
- Blossomed as a senior forward, nearly doubling his scoring average from his junior season (6.9 points per game).
- Selected to play in the Utah High School Basketball Coaches Association's Senior All-Star Game at the conclusion of his final Layton season.
- Also earned all-state honorable mention from *The Deseret News*.
- Drew heavy interest from other programs throughout the summer of 2016, including LSU, Georgia Tech, Memphis, TCU and Southern Miss.

- Born on Sept. 22, 1997.
- Given first name is “Kedric”, but chooses to go by his middle name, “Jakoby”.
- Older brother, Marcus Kemp, is a senior wide receiver at Hawaii.
- Mother, Karen Martin, and step father, Derrick Martin, reside in Layton.
- Chose Mizzou due to his immediate connection with the Mizzou coaching staff, the reputation of the Southeastern Conference and his desire to help build the Tigers basketball program.

12

#RALLYFORRRHYAN



MITCHELL SMITH

FR | F | 6-10 | 210

Van Buren, Ark. // Van Buren HS



#5 AT A GLANCE

Games Where #5..	2016-17
Scored 5+ points	2
Scored 10+ points	-
Hit 2+ FGs	3
Recorded 3+ rebounds	2
Recorded 5+ rebounds	1
Recorded 2+ blocks	-
Played 10+ minutes	4

#5 Game & Career Highs...

2016-17	Career
7, vs. Alabama A&M	-
11-13-16	PTS
3, twice	-
11-13-16	FGM
4, vs. Alabama A&M	-
11-13-16	FGA
-	-
-	3PTM
-	-
-	3PTA
2, twice	-
-	FTM
3, vs. Alabama A&M	-
11-13-16	FTA
5, vs. Alabama A&M	-
11-13-16	REB
1, twice	-
-	AST
1, 4 times	-
-	BLKS
-	-
-	STLS
15, vs. Arizona	-
12-10-16	MIN

SMITH CAREER STATS

SEASON	G-GS	MIN	MPG	FG-A	FG%	3FG-A	3FG%	FT-A	FT%	OFF	DEF	REB	AVG.	AST / TO	BS / S	TP	AVG.
2016-17	11-0	83	7.5	10-17	.588	0-0	.000	6-14	.429	3	16	19	1.7	2 / 7	4 / 3	26	2.4
TOTAL	11-0	83	7.5	10-17	.588	0-0	.000	6-14	.429	3	16	19	1.7	2 / 7	4 / 3	26	2.4

SMITH 2016-17 GAME-BY-GAME

Opponent	Date	GS	Min	FG	FGA	Pct	3FG	FGA	Pct	FT	FTA	Pct	Off	Def	Tot	Avg	PF	FO	A	TO	Blk	Stl	Pts	Avg
ALABAMA A&M	11-13-16	13	3-4	.750	0-0	.000	1-3	.333	1	4	5	5.0	2	0	0	1	1	0	7	7.0				
vs Xavier	11-17-16	2	0-0	.000	0-0	.000	0-2	.000	1	0	1	3.0	1	0	1	3.0	1	0	0	0	0	0	3.5	
vs. Davidson	11-18-16	DNP - Coach's Decision																						
vs. Tulane	11-20-16	DNP - Coach's Decision																						
NW STATE	11-26-16	8	3-3	1.000	0-0	.000	0-0	.000	0	2	2	2.7	2	0	0	2	1	0	6	4.3				
NC CENTRAL	11-28-16	8	0-1	.000	0-0	.000	2-2	1.000	0	0	0	2.0	2	0	1	0	0	0	2	3.8				
WESTERN KENTUCKY	12-3-16	12	0-1	.000	0-0	.000	0-1	.000	0	3	3	2.2	2	0	0	0	0	1	0	3.0				
MIAMI (OHIO)	12-6-16	10	1-2	.500	0-0	.000	2-2	1.000	0	2	2	2.2	3	0	0	0	1	1	4	3.2				
ARIZONA	12-10-16	15	2-3	.667	0-0	.000	1-2	.500	0	2	2	2.1	1	0	0	0	1	0	5	3.4				
EASTERN ILLINOIS	12-17-16	4	0-0	.000	0-0	.000	0-0	.000	0	0	0	1.9	0	0	0	0	0	0	0	3.0				
vs Illinois	12-21-16	1	0-0	.000	0-0	.000	0-0	.000	0	0	0	1.7	2	0	0	1	0	0	0	2.7				
LIPSCOMB	12-29-16	6	1-2	.500	0-0	.000	0-0	.000	0	2	2	1.7	1	0	1	1	0	1	2	2.6				
LSU *	1-4-17	4	0-1	.000	0-0	.000	0-2	.000	1	1	2	1.7	0	0	0	2	0	0	0	2.4				
at Georgia *	1-7-17	DNP - Injury																						
Auburn *	1-10-17	DNP - Injury																						
at Arkansas *	1-14-17	DNP - Injury																						
at Alabama *	1-18-17	DNP - Injury																						
Ole Miss *	1-21-17	DNP - Injury																						
at Miss. State *	1-25-17	DNP - Injury																						
S. Carolina *	1-28-17	DNP - Injury																						
at Florida *	2-2-17	DNP - Injury																						
Arkansas *	2-4-17																							
at Texas A&M *	2-8-17																							
Vanderbilt *	2-11-17																							
Alabama *	2-15-17																							
at Tennessee *	2-18-17																							
Kentucky *	2-21-17																							
at Ole Miss *	2-25-17																							
Texas A&M *	2-28-17																							
at Auburn *	3-4-17																							

2016-17 (FRESHMAN):

- Sideline for the remainder of the 2016-17 season after suffering a knee injury vs. LSU (Jan. 4).
- Season-high minutes vs. No. 20 Arizona (Dec. 10) to that point in the season, playing 15 minutes off the bench with five points and two rebounds.
- Seven points (3-of-4 FG, 1-of-3 FT) in his collegiate debut vs. Alabama A&M (Nov. 13), playing 13 minutes off the bench.

VAN BUREN HIGH SCHOOL:

- Averaged 19.2 points and 9.9 rebounds per game for Van Buren High School and head coach Randy Loyd as a senior in 2015-16.
- Broke Van Buren's career scoring record halfway through his senior season, reaching 1,359 points and surpassing a 35-year old record.
- Set career marks at Van Buren in several categories, including points (1,559), rebounds (865), blocks (163) and double-doubles (36).
- Led the Pointers to back-to-back Arkansas Class 7A State Championship semifinal appearances, as well as consecutive outright conference championships.
- Earned Arkansas Player of the Year Recognition from the *Southwest Times* following his standout senior campaign.

PERSONAL:

- Grew up focusing on baseball, but switched to basketball exclusively heading into high school as a 6-7 freshman-to-be.
- Enjoyed the connection he made with the Mizzou coaching staff during the recruiting process.
- Son of Selvin Smith and born on Oct. 28, 1997.

NCAA APPEARANCES: '44, '76, '78, '80, '81, '82, '83, '86, '87, '88, '89, '90, '92, '93, '95, '99, '00, '01, '02, '03, '09, '10, '11, '12, '13

10



BRETT RAU

JR | G | 6-4 | 170

Burlington, Ill. // Burlington Central HS // Elgin Community College (Ill.)

#10 AT A GLANCE

Games Where #10... 2016-17

Scored 5+ points	-
Scored 10+ points	-
Scored 15+ points	-
Hit 2+ 3-pointers	-
Recorded 3+ rebounds	-
Recorded 5+ rebounds	-
Dished 3+ assists	-
Dished 5+ assists	-
Recorded 3+ steals	-
Played 20+ minutes	-
Played 30+ minutes	-

#10 Game & Career Highs...

2016-17 Career

-	-
-	-
-	-
-	-
-	-
1, at Florida	-
2-2-17	-
-	-
-	-
-	-
-	-
1, Twice	-
-	-
-	-
-	-
1, at Florida	-
2-2-17	-
2, twice	-
-	-

RAU CAREER STATS

SEASON	G-GS	MIN	MPG	FG-A	FG%	3FG-A	3FG%	FT-A	FT%	OFF	DEF	REB	AVG.	AST / TO	BS / S	TP	AVG.
2016-17	4-0	6	1.5	0-1	.000	0-0	.000	0-0	.000	2	0	2	0.5	0 / 1	0 / 1	0	0.0
TOTAL	4-0	6	1.5	0-1	.000	0-0	.000	0-0	.000	2	0	2	0.5	0 / 1	0 / 1	0	0.0

RAU 2016-17 GAME-BY-GAME

Opponent	Date	GS	Min	FG	FGA	Pct	3FG	FGA	Pct	FT	FTA	Pct	Off	Def	Tot	Avg	PF	FO	A	TO	Blk	Stl	Pts	Avg
ALABAMA A&M	11-13-16	2		0-0	.000		0-0	.000		0-0	.000		0	0	0	0.0	0	0	0	1	0	0	0	0.0
vs. Xavier	11-17-16			DNP - Coach's Decision																				
vs. Davidson	11-18-16			DNP - Coach's Decision																				
vs. Tulane	11-20-16			DNP - Coach's Decision																				
NW STATE	11-26-16	2		0-0	.000		0-0	.000		0-0	.000		0	0	0	0.0	0	0	0	0	0	0	0	0.0
N.C. Central	11-28-16			DNP - Coach's Decision																				
Western Kentucky	12-3-16			DNP - Coach's Decision																				
MIAMI (OHIO)	12-6-16	1		0-0	.000		0-0	.000		0-0	.000		1	0	1	0.3	0	0	0	0	0	0	0	0.0
Arizona	12-10-16			DNP - Coach's Decision																				
Eastern Illinois	12-17-16			DNP - Coach's Decision																				
vs. Illinois	12-21-16			DNP - Coach's Decision																				
Lipscomb	12-29-16			DNP - Coach's Decision																				
LSU *	1-4-17			DNP - Coach's Decision																				
at Georgia *	1-7-17			DNP - Coach's Decision																				
Auburn *	1-10-17			DNP - Coach's Decision																				
at Arkansas *	1-14-17			DNP - Coach's Decision																				
at Alabama *	1-18-17			DNP - Coach's Decision																				
Ole Miss *	1-21-17			DNP - Coach's Decision																				
at Miss. State *	1-25-17			DNP - Coach's Decision																				
S. Carolina *	1-28-17			DNP - Coach's Decision																				
at Florida *	2-2-17	1		0-1	.000		0-0	.000		0-0	.000		1	0	1	0.5	0	0	0	0	0	1	0	0.0
Arkansas *	2-4-17																							
at Texas A&M *	2-8-17																							
Vanderbilt *	2-11-17																							
Alabama *	2-15-17																							
at Tennessee *	2-18-17																							
Kentucky *	2-21-17																							
at Ole Miss *	2-25-17																							
Texas A&M *	2-28-17																							
at Auburn *	3-4-17																							

ELGIN COMMUNITY COLLEGE:

- ▼ Earned Second Team NJCAA All-America recognition as a sophomore at Elgin Community College (NJCAA Div. II) during the 2015-16 season.
- ▼ Averaged 15.5 points, 5.2 rebounds and 2.9 assists per game while leading head coach Reed Nobsch's Spartans to a 20-11 record and Skyway Conference championship.
- ▼ Efficient from the floor, hitting on 44.9 percent of his overall field goals attempts (172-of-383) and 35.8 percent of his three-point tries (29-of-81).
- ▼ Averaged a strong 19.6 points per game for Elgin in the final five-game stretch of his junior college career.
- ▼ Surged as a sophomore at Elgin after posting 4.0 points and 2.3 rebounds per game as a freshman in 2014-15.
- ▼ Took Mizzou coaching staff up on opportunity to join squad as a preferred walk-on over a handful of Division II scholarship offers.

BURLINGTON CENTRAL HIGH SCHOOL:

- ▼ Helped lead Burlington Central High School to an 18-9 record as a senior in 2013-14.
- ▼ Also played soccer for Burlington Central, taking the pitch at goalkeeper.
- ▼ Once scored eight goals on his own during a high school soccer match.

PERSONAL:

- ▼ Son of Dawn Rau and Dave Prose, and born on July 24, 1996.

NCAA APPEARANCES: '44, '76, '78, '80, '81, '82, '83, '86, '87, '88, '89, '90, '92, '93, '95, '99, '00, '01, '02, '03, '09, '10, '11, '12, '13



K.J. WALTON

SO | G | 6-3 | 200

Indianapolis, Ind. // Brownsburg HS



WALTON CAREER STATS

SEASON	G-GS	MIN	MPG	FG-A	FG%	3FG-A	3FG%	FT-A	FT%	OFF	DEF	REB	AVG.	AST / TO	BS / S	TP	AVG.
2015-16	31-7	427	13.8	50-115	.435	11-30	.367	54-78	.692	24	34	58	1.9	27 / 23	2 / 14	165	5.3
2016-17	21-9	381	18.1	45-112	.402	2-12	.167	53-82	.646	29	37	66	3.1	21 / 27	0 / 24	145	6.9
TOTAL	52-16	808	15.5	95-227	.419	13-42	.310	107-160	.669	53	71	124	2.4	48 / 50	2 / 38	310	6.0

#11 AT A GLANCE

Games Where #11..	2016-17	Career
Scored 5+ points	13	29
Scored 10+ points	6	15
Scored 15+ points	2	2
Hit 5+ FGs	2	2
Hit 2+ 3-pointers	-	3
Hit 5+ free throws	4	7
Multiple assists	8	12
Dished 3+ assists	-	3
Multiple steals	7	10
Played 20+ minutes	7	12
Played 30+ minutes	1	2

#11 Game & Career Highs...

2016-17	Career
20, vs. Tulane	20, vs. Tulane
11-20-16 PTS	11-20-16
6, twice	6, twice
FGM	
11, vs. LSU	11, vs. LSU
1-4-17 FGA	1-4-17
-	3, at LSU
3PTM	3-1-16
2, 3 times	4, Florida
3PTA	3-5-16
8, vs. Tulane	9, UMES
11-20-16 FTM	11-15-15
9, Twice	10, UMES
FTA	11-15-15
13, vs. Auburn	13, vs. Auburn
1-10-17 REB	1-10-17
2, 7 times	4, at Ole Miss
AST	2-23-16
-	1, Twice
BLKS	
4, vs. NW State	4, vs. NW State
11-26-16 STLS	11-26-16
30, vs. South Carolina	31, at Ole Miss
1-28-17 MIN	2-23-16

WALTON 2015-16 GAME-BY-GAME

Opponent	Date	GS	Min	FG	FGA	Pct	3FG	FGA	Pct	FT	FTA	Pct	Off	Def	Tot	Avg	PF	FO	A	TO	Blk	Stl	Pts	Avg
ALABAMA A&M	11-13-16	18	4-6	.667	0-0	.000	1-2	.500	1	1	2	2.0	2	0	2	1	0	2	1	0	2	9	9.0	
vs Xavier	11-17-16	8	0-0	.000	0-0	.000	0-0	.000	0	0	0	1.0	2	0	0	1	0	0	0	0	0	0	4.5	
vs Davidson	11-18-16	17	2-6	.333	0-1	.000	2-2	1.000	3	3	6	2.7	2	0	1	2	0	1	2	0	1	6	5.0	
vs Tulane	11-20-16	19	6-8	.750	0-1	.000	8-9	.889	1	3	4	3.0	2	0	2	0	0	3	20	8.8				
NW STATE	11-26-16	20	6-10	.600	0-0	.000	7-7	1.000	3	1	4	3.2	1	0	0	1	0	4	19	10.8				
NC CENTRAL	11-28-16	17	0-7	.000	0-0	.000	1-2	.500	4	0	4	3.3	3	0	1	1	0	0	1	9.2				
WESTERN KENTUCKY	12-3-16	14	1-4	.250	0-1	.000	0-2	.000	3	2	5	3.6	1	0	1	1	0	1	2	8.1				
MIAMI (OHIO)	12-6-16	19	1-6	.167	0-2	.000	0-4	.000	1	3	4	3.6	0	0	2	1	0	0	2	7.4				
ARIZONA	12-10-16	11	2-3	.667	0-0	.000	1-3	.333	0	1	1	3.3	0	0	1	1	0	1	5	7.1				
EASTERN ILLINOIS	12-17-16	14	3-5	.600	0-0	.000	3-5	.600	0	0	0	3.0	2	0	0	0	0	2	9	7.3				
vs Illinois	12-21-16	3	0-0	.000	0-0	.000	0-0	.000	0	0	0	2.7	0	0	0	0	0	1	0	6.6				
LIPSCOMB	12-29-16	15	2-4	.500	0-0	.000	5-5	1.000	2	1	3	2.8	1	0	0	1	0	0	9	6.8				
LSU *	1-4-17 *	28	4-11	.364	0-2	.000	3-7	.429	1	2	3	2.8	2	0	2	0	0	0	11	7.2				
at Georgia *	1-7-17 *	28	3-5	.600	0-1	.000	7-9	.778	1	2	3	2.8	3	0	1	6	0	2	13	7.6				
AUBURN *	1-10-17 *	29	2-6	.333	0-0	.000	4-6	.667	3	10	13	3.5	4	0	2	2	0	3	8	7.6				
at Arkansas *	1-14-17 *	23	1-4	.250	1-2	.500	3-6	.500	0	4	4	3.5	1	0	2	2	0	0	6	7.5				
at Alabama *	1-18-17 *	15	1-4	.250	0-1	.000	0-0	.000	0	1	1	3.4	2	0	0	1	0	2	2	7.2				
OLE MISS *	1-21-17 *	16	0-4	.000	0-0	.000	0-0	.000	0	0	0	3.2	0	0	2	0	0	0	0	6.8				
at Miss. State *	1-25-17 *	13	0-2	.000	0-0	.000	1-2	.500	1	0	1	3.1	1	0	1	2	0	0	1	6.5				
S. CAROLINA *	1-28-17 *	30	3-8	.375	0-0	.000	6-8	.750	2	2	4	3.1	2	0	1	2	0	1	12	6.8				
at Florida *	2-2-17 *	24	4-9	.444	1-1	1.000	1-3	.333	3	1	4	3.1	1	0	0	2	0	1	10	6.9				
Arkansas *	2-4-17																							
at Texas A&M *	2-8-17																							
Vanderbilt *	2-11-17																							
Alabama *	2-15-17																							
at Tennessee *	2-18-17																							
Kentucky *	2-21-17																							
at Ole Miss *	2-25-17																							
Texas A&M *	2-28-17																							
at Auburn *	3-4-17																							

2016-17 (SOPHOMORE):

- Crashed the glass hard and shattered his previous career-high for rebounds with 13 boards against Auburn (Jan. 10). Never had more than six rebounds before the 13-board output.
- Second-straight game in double figures with his second-straight start, scoring 13 points (3-of-5 FG, 7-of-9 FT) at Georgia (Jan. 7).
- 9 points (2-of-4 FG, 5-of-5 FT) vs. Lipscomb (Dec. 29) for the first time in his career shooting perfectly from the charity stripe with at least five FT attempts.
- Recorded his first back-to-back stretch of double-digit scoring with 20 points vs. Tulane (Nov. 20) and 19 points vs. Northwestern State (Nov. 26), the highest two-game point total of his career. Sparked Mizzou's comeback win over Tulane with 18 points in the second half.
- Posted a career-high four steals vs. Northwestern State (Nov. 26).

2015-16 (FRESHMAN):

- Started seven games while appearing in all 31 contests of his first collegiate campaign, averaging 5.3 points and 1.9 rebounds per game.
- Driving ability was apparent during his initial season wearing the Black & Gold, as he compiled the fourth-most free throw attempts on the squad (78) while ranking ninth in minutes played (427, 13.8 per game).
- Highest free throw rate (67.8) for Mizzou during the 2015-16 season, the measure of a player's ability to get the charity stripe relative to how often he attempts to score.
- Nine games scoring in double digits with a season-best 11 points reached three times, including twice in Mizzou's final four games.
- Earned the start in his collegiate debut vs. Wofford (Nov. 13), scoring 6 points (3-of-5 FG) in the 83-74 win.

HIGH SCHOOL:

- Averaged 19.7 points, 5.0 rebounds and 1.9 steals per game for Brownsburg High School as a senior.
- Shot an impressive 44.0 percent from the floor in his final high school season.
- Captured back-to-back sectional titles at Brownsburg as the team's leading scorer, fueling the Bulldogs to a 21-7 record as a senior.
- Named an *Indy Star* Indiana All-Star at the conclusion of his final high school campaign.
- Rated a four-star prospect and ranked as the 103rd best basketball recruit in the nation by *Rivals.com*.
- Chose Mizzou over Cincinnati and Xavier.

PERSONAL:

- Son of Kenneth and Michelle Walton.
- Father, Kenneth, played basketball at Nebraska from 1981-83.
- Born on July 20, 1996, in Indianapolis, Ind.
- Enjoys watching 'Fresh Prince of Bel-Air' in his spare time.
- Favorite sports movie is *Remember the Titans*.
- Favorite professional athlete to follow is Carmelo Anthony.
- Would like to pursue a career in basketball.

NCAA APPEARANCES: '44, '76, '78, '80, '81, '82, '83, '86, '87, '88, '89, '90, '92, '93, '95, '99, '00, '01, '02, '03, '09, '10, '11, '12, '13

13



TREVOR GLASSMAN

R- JR | G | 6-3 | 205

Bedford, N.H. // New Hampton School // Manhattan*

GLASSMAN CAREER STATS

SEASON	G-GS	MIN	MPG	FG-A	FG%	3FG-A	3FG%	FT-A	FT%	OFF	DEF	REB	AVG.	AST/TO	BS/S	TP	AVG.
2013-14*	4-0	3	0.8	0-3	.000	0-2	.000	0-0	.000	0	0	0	0.0	0/0	0/0	0	0.0
2014-15*	11-2	26	2.4	2-11	.182	2-11	.182	1-2	.500	1	0	1	0.1	0/2	0/0	7	0.6
2016-17	4-0	8	2.0	0-2	.000	0-2	.000	0-0	.000	0	2	2	0.5	1/2	0/1	0	0.0
TOTAL	19-2	37	1.9	2-16	.125	2-14	.133	1-2	.500	1	2	3	0.2	1/4	0/1	7	0.5

#13 AT A GLANCE

Games Where #13... 2016-17

Scored 5+ points	-
Scored 10+ points	-
Scored 15+ points	-
Hit 2+ 3-pointers	-
Recorded 3+ rebounds	-
Recorded 5+ rebounds	-
Dished 3+ assists	-
Dished 5+ assists	-
Recorded 3+ steals	-
Played 20+ minutes	-
Played 30+ minutes	-

#13 Game & Career Highs...

2016-17 Career

-	-
-	PTS
-	-
-	FGM
1, twice	-
-	FGA
-	-
-	3PTM
1, twice	-
-	3PTA
-	-
-	FTM
-	-
-	FTA
1, vs. Alabama A&M	-
11-13-16	REB
1, vs. Alabama A&M	-
11-13-16	AST
-	-
-	BLKS
1, at Florida	-
2-2-17	STLS
3, vs. Miami (OH)	-
12-6-16	MIN

GLASSMAN 2016-17 GAME-BY-GAME

Opponent	Date	GS	Min	FG	FGA	Pct	3FG	FGA	Pct	FT	FTA	Pct	Off	Def	Tot	Avg	PF	FO	A	TO	Blk	Stl	Pts	Avg
ALABAMA A&M	11-13-16		2	0-0		.000	0-0		.000	0-0		.000	0	1	1	1.0	0	0	1	1	0	0	0	0.0
vs. Xavier	11-17-16		DNP - Coach's Decision																					
vs. Davidson	11-18-16		DNP - Coach's Decision																					
vs. Tulane	11-20-16		DNP - Coach's Decision																					
NW STATE	11-26-16		2	0-1		.000	0-1		.000	0-0		.000	0	0	0	0.5	1	0	0	1	0	0	0	0.0
N.C. Central	11-28-16		DNP - Coach's Decision																					
Western Kentucky	12-3-16		DNP - Coach's Decision																					
MIAMI (OHIO)	12-6-16		3	0-1		.000	0-1		.000	0-0		.000	0	0	0	0.3	0	0	0	0	0	0	0	0.0
Arizona	12-10-16		DNP - Coach's Decision																					
Eastern Illinois	12-17-16		DNP - Coach's Decision																					
vs. Illinois	12-21-16		DNP - Coach's Decision																					
Lipscomb	12-29-16		DNP - Coach's Decision																					
LSU *	1-4-17		DNP - Coach's Decision																					
at Georgia *	1-7-17		DNP - Coach's Decision																					
Auburn *	1-10-17		DNP - Coach's Decision																					
at Arkansas *	1-14-17		DNP - Coach's Decision																					
at Alabama *	1-18-17		DNP - Coach's Decision																					
Ole Miss *	1-21-17		DNP - Coach's Decision																					
at Miss. State *	1-25-17		DNP - Coach's Decision																					
S. Carolina *	1-28-17		DNP - Coach's Decision																					
at Florida*	2-2-17		1	0-0		.000	0-0		.000	0-0		.000	0	1	1	0.5	0	0	0	0	0	1	0	0.0
Arkansas *	2-4-17																							
at Texas A&M *	2-8-17																							
Vanderbilt *	2-11-17																							
Alabama *	2-15-17																							
at Tennessee *	2-18-17																							
Kentucky *	2-21-17																							
at Ole Miss *	2-25-17																							
Texas A&M *	2-28-17																							
at Auburn *	3-4-17																							

2016-17 (REDSHIRT JUNIOR):

- Season-high minutes off the bench vs. Miami (Ohio) on Dec. 6, playing three minutes in the win.

2015-16 (REDSHIRT SOPHOMORE):

- Sat out as part of transfer requirements after beginning his career at Manhattan.

AT MANHATTAN COLLEGE

2014-2015 (SOPHOMORE):

- Played in 11 games, making two starts.
- Averaged 0.6 points and 0.1 rebounds per game.
- Knocked down three pointers at George Mason (Nov. 29) and in win over Morgan State (Dec. 20).

2013-2014 (FRESHMAN):

- Walked on to the Manhattan team at the beginning of the Spring 2014 semester.
- Played in four games, making his collegiate debut in Manhattan's win over Saint Peter's (Feb. 4).
- Also saw action in a victory against Niagara (Feb. 16).

HIGH SCHOOL:

- Played three years of basketball at Bedford High School prior to spending a postgraduate year at New Hampton Prep.
- Co-captain at Bedford as a senior while helping lead the Bulldogs to their first state championship game in school history.

PERSONAL:

- Born on September 18, 1994.
- Son of Stuart Glassman and Marianne Schalk and has two younger brothers, Eric and Matthew.
- Has coached youth basketball.
- Interned for U.S. senator Jeanne Shaheen while in high school.

NCAA APPEARANCES: '44, '76, '78, '80, '81, '82, '83, '86, '87, '88, '89, '90, '92, '93, '95, '99, '00, '01, '02, '03, '09, '10, '11, '12, '13



REED NIKKO

FR | F | 6-10 | 250

Maple Grove, Minn. // Maple Grove HS



#14 AT A GLANCE

Games Where #14..	2016-17
Scored 5+ points	4
Scored 10+ points	1
Hit 2+ FGs	5
Hit multiple FTs	3
Recorded 3+ rebounds	5
Recorded 5+ rebounds	3
Recorded 2+ blocks	3
Played 10+ minutes	11
Played 20+ minutes	-

#14 Game & Career Highs...

2016-17	Career
10, vs. Davidson	-
11-18-16	PTS
5, vs. Davidson	-
11-18-16	FGM
6, vs. Davidson	-
11-18-16	FGA
-	-
-	3PTM
-	-
-	3PTA
3, at Florida	-
2-2-17	FTM
4, at Florida	-
2-2-17	FTA
6, at Arkansas	6, at Arkansas
1-14-17	REB
1, 5 times	-
-	AST
2, 3 times	-
-	BLKS
1, 4 times	-
-	STLS
19, vs. Tulane	-
11-20-16	MIN

NIKKO CAREER STATS

SEASON	G-GS	MIN	MPG	FG-A	FG%	3FG-A	3FG%	FT-A	FT%	OFF	DEF	REB	AVG.	AST / TO	BS / S	TP	AVG.
2016-17	17-0	180	10.6	19-40	.475	0-0	.000	8-16	.500	16	20	36	2.1	6 / 8	11 / 5	46	2.7
TOTAL	17-0	180	10.6	19-40	.475	0-0	.000	8-16	.500	16	20	36	2.1	6 / 8	11 / 5	46	2.7

NIKKO 2016-17 GAME-BY-GAME

Opponent	Date	GS	Min	FG	FGA	Pct	3FG	FGA	Pct	FT	FTA	Pct	Off	Def	Tot	Avg	PF	FO	A	TO	Blk	Stl	Pts	Avg
ALABAMA A&M	11-13-16	15	2-4	.500	0-0	.000	2-2	1.000	0	4	4	4.0	0	0	1	0	0	1	0	0	1	6	6.0	
vs Xavier	11-17-16	11	1-2	.500	0-0	.000	0-0	.000	0	2	2	3.0	4	0	1	1	2	0	2	0	2	4.0		
vs Davidson	11-18-16	16	5-6	.833	0-0	.000	0-1	.000	0	0	0	2.0	3	0	0	1	1	0	1	0	10	6.0		
vs Tulane	11-20-16	19	2-3	.667	0-0	.000	1-1	1.000	1	4	5	2.8	1	0	1	0	1	0	1	0	5	5.8		
NW STATE	11-26-16	10	2-3	.667	0-0	.000	0-0	.000	0	1	1	2.4	2	0	0	1	0	0	1	0	4	5.4		
N.C. Central	11-28-16	DNP - Injury																						
Western Kentucky	12-3-16	DNP - Injury																						
Miami (Ohio)	12-6-16	DNP - Injury																						
Arizona	12-10-16	DNP - Injury																						
EASTERN ILLINOIS	12-17-16	11	2-2	1.000	0-0	.000	0-2	.000	3	2	5	2.8	1	0	0	2	2	1	4	5.2				
vs Illinois	12-21-16	14	0-1	.000	0-0	.000	2-2	1.000	0	2	2	2.7	2	0	1	0	1	0	2	4.7				
LIPSCOMB	12-29-16	6	1-1	1.000	0-0	.000	0-0	.000	0	1	1	2.5	1	0	0	2	2	0	2	4.4				
LSU *	1-4-17	13	0-3	.000	0-0	.000	0-2	.000	2	0	2	2.4	2	0	0	0	1	0	0	3.9				
at Georgia*	1-7-17	6	0-0	.000	0-0	.000	0-0	.000	0	0	0	2.2	3	0	0	0	0	1	0	3.5				
AUBURN*	1-10-17	3	1-1	1.000	0-0	.000	0-0	.000	0	1	1	2.1	1	0	0	0	0	0	2	3.4				
at Arkansas*	1-14-17	11	1-5	.200	0-0	.000	0-0	.000	5	1	6	2.4	2	0	1	0	0	0	2	3.3				
at Alabama*	1-18-17	10	0-3	.000	0-0	.000	0-0	.000	0	1	1	2.3	1	0	0	1	1	1	0	3.0				
OLE MISS*	1-21-17	6	0-0	.000	0-0	.000	0-2	.000	0	0	0	2.1	1	0	0	0	0	0	0	2.8				
at Miss. State*	1-25-17	11	1-3	.333	0-0	.000	0-0	.000	2	0	2	2.1	3	0	0	0	0	0	2	2.7				
S. CAROLINA*	1-28-17	1	0-0	.000	0-0	.000	0-0	.000	0	0	0	2.0	1	0	0	0	0	0	0	2.6				
at Florida*	2-2-17	17	1-3	.333	0-0	.000	3-4	.750	3	1	4	2.1	1	0	1	0	0	1	5	2.7				
Arkansas *	2-4-17																							
at Texas A&M *	2-8-17																							
Vanderbilt *	2-11-17																							
Alabama *	2-15-17																							
at Tennessee *	2-18-17																							
Kentucky *	2-21-17																							
at Ole Miss *	2-25-17																							
Texas A&M *	2-28-17																							
at Auburn *	3-4-17																							

2016-17 (FRESHMAN):

- Two blocks for the third time this season and second time since returning from injury in the game vs. Lipscomb (Dec. 29).
- Posted five rebounds and two blocks (both matched season-highs) against Eastern Illinois after missing four games due to injury.
- Season-high five rebounds in the win vs. Tulane (Nov. 20) at the Tire Pros Invitational in Orlando, Fla.
- Recorded a season-high 10 points (5-of-6 FG) in 16 minutes off the bench vs. Davidson (Nov. 18).

MAPLE GROVE HIGH SCHOOL:

- Traditional big man for head coach Nick Schroeder at Maple Grove High School, posting marks of 10.7 points, 6.8 rebounds and 3.1 blocks per game as a senior in 2015-16.
- Blocked 80 shots as a senior, a total that ranked as the seventh-highest mark for any Minnesota high school player that season.
- Underwent surgery to correct hip impingement following his last campaign at Maple Grove, with the procedure aiming to increase his mobility and flexibility.
- Powered Maple Grove to a 23-4 record as a junior in 2014-15, averaging 9.6 points, 6.5 rebounds and 2.4 blocks per game.
- Stood out as a sophomore in 2013-14, scoring in double figures in 12 of Maple Grove's 28 games.
- Chose to wear the Black & Gold over offers from Kansas State, Minnesota and Iowa.
- Played on the travel ball circuit for Net Gain.

PERSONAL:

- Son of Kris Nikko and born on Aug. 31, 1998.
- Knew upon making his official visit to the University of Missouri's campus in Fall 2015 that Mizzou was where he wanted to continue his academic and athletic career.
- Likes to follow the career of NBA star DeAndre Jordan, also modeling his defensive game after Jordan.
- Outside of basketball and studies, enjoys fishing in spare time.


NCAA APPEARANCES: '44, '76, '78, '80, '81, '82, '83, '86, '87, '88, '89, '90, '92, '93, '95, '99, '00, '01, '02, '03, '09, '10, '11, '12, '13



JORDAN GEIST

SO | G | 6-2 | 180

Fort Wayne, Ind. // Homestead HS // Ranger College (Texas)



GEIST CAREER STATS

SEASON	G-GS	MIN	MPG	FG-A	FG%	3FG-A	3FG%	FT-A	FT%	OFF	DEF	REB	AVG.	AST / TO	BS / S	TP	AVG.
2016-17	21-10	448	21.3	42-123	.341	13-49	.265	48-64	.750	5	61	66	3.1	32 / 24	0 / 16	145	6.9
TOTAL	21-10	448	21.3	42-123	.341	13-49	.265	48-64	.750	5	61	66	3.1	32 / 24	0 / 16	145	6.9

GEIST 2016-17 GAME-BY-GAME

Opponent	Date	GS	Min	FG	FGA	Pct	3FG	FGA	Pct	FT	FTA	Pct	Off	Def	Tot	Avg	PF	FO	A	TO	Blk	Stl	Pts	Avg
ALABAMA A&M	11-13-16	22	2-6	.333	1-2	.500	3-4	.750	0	1	1	1.0	0	0	0	0	0	0	0	0	2	8	8.0	
vs Xavier	11-17-16	9	0-1	.000	0-0	.000	0-0	.000	0	2	2	1.5	1	0	0	0	0	0	0	0	0	0	4.0	
vs Davidson	11-18-16	19	1-3	.333	0-0	.000	2-2	1.000	0	4	4	2.3	1	0	3	1	0	1	4	4.0	4.0			
vs Tulane	11-20-16	20	1-6	.167	1-4	.250	2-2	1.000	1	6	7	3.5	2	0	3	3	0	3	5	4.3	4.3			
NW STATE	11-26-16	21	1-5	.200	1-2	.500	0-1	.000	1	2	3	3.4	1	0	3	0	0	2	3	4.0	4.0			
NC CENTRAL	11-28-16	24	2-8	.250	1-4	.250	3-4	.750	0	6	6	3.8	1	0	1	0	0	1	8	4.7	4.7			
WESTERN KENTUCKY	12-3-16	9	0-2	.000	0-1	.000	0-0	.000	0	0	0	0	0	0	0	0	0	0	0	0	0	4.0		
MIAMI (OHIO)	12-6-16	20	1-3	.333	1-1	1.000	0-0	.000	0	5	5	3.5	0	0	5	1	0	0	3	3.9	3.9			
ARIZONA	12-10-16	26	0-5	.000	0-1	.000	3-4	.750	0	2	2	3.3	2	0	1	0	0	2	3	3.8	3.8			
EASTERN ILLINOIS	12-17-16	15	2-3	.667	1-2	.500	1-2	.500	0	4	4	3.4	0	0	2	2	0	0	6	4.0	4.0			
vs Illinois	12-21-16	17	4-6	.667	0-1	.000	4-4	1.000	0	2	2	3.3	4	0	2	0	0	1	12	4.7	4.7			
LIPSCOMB	12-29-16	*	35	4-10	.400	2-5	.400	8-10	.800	1	3	4	3.3	4	0	2	2	0	0	18	5.8	5.8		
LSU *	1-4-17	*	33	2-5	.400	2-4	.500	7-8	.875	0	2	2	3.2	0	0	3	1	0	0	13	6.4	6.4		
at Georgia*	1-7-17	*	21	2-10	.200	0-7	.000	1-1	1.000	1	2	3	3.2	3	0	2	1	0	1	5	6.3	6.3		
AUBURN*	1-10-17	*	19	4-6	.667	1-2	.500	1-3	.333	0	1	1	3.1	4	0	1	3	0	0	10	6.5	6.5		
at Arkansas*	1-14-17	*	30	3-6	.500	0-3	.000	7-11	.636	0	3	3	3.1	3	0	0	2	0	0	13	6.9	6.9		
at Alabama*	1-18-17	*	14	1-3	.333	0-0	.000	1-2	.500	0	1	1	2.9	1	0	0	2	0	1	3	6.7	6.7		
OLE MISS*	1-21-17	*	17	1-3	.333	0-1	.000	0-0	.000	0	4	4	3.0	1	0	1	0	0	0	2	6.4	6.4		
at Miss State*	1-25-17	*	26	6-13	.462	1-3	.333	5-6	.833	0	4	4	3.1	1	0	0	1	0	1	18	7.1	7.1		
S. CAROLINA*	1-28-17	*	29	3-11	.273	0-4	.000	0-0	.000	0	4	4	3.1	1	0	2	4	0	1	6	7.0	7.0		
at Florida*	2-2-17	*	22	2-8	.250	1-2	.500	0-0	.000	1	3	4	3.1	0	0	1	1	0	0	5	6.9	6.9		
Arkansas *	2-4-17																							
at Texas A&M *	2-8-17																							
Vanderbilt *	2-11-17																							
Alabama *	2-15-17																							
at Tennessee *	2-18-17																							
Kentucky *	2-21-17																							
at Ole Miss *	2-25-17																							
Texas A&M *	2-28-17																							
at Auburn *	3-4-17																							

2016-17 (SOPHOMORE):

- Matched his season-high in scoring with 18 points (6-of-13 FG, 1-of-3 3PT, 5-of-6 FT) at Mississippi State while sinking a season-high six field goals.
- Set his season-high in scoring for the second consecutive game with 18 points (4-of-10 FG, 2-of-5 3PT, 8-of-10 FT) in a season-high 35 minutes vs. Lipscomb (Dec. 29).
- Then-season-best output of 12 points (4-of-6 FG, 4-of-4 FT) vs. Illinois (Dec. 21), playing a high-energy 17 minutes off the bench for the Tigers.
- Recorded a season-high five steals while grabbing five rebounds in 20 minutes off the bench in a win over Miami (Ohio) on Dec. 6.
- Matched his season highs in points (8) in the North Carolina Central game (Nov. 28), along with six rebounds.

AT RANGER COLLEGE:

- Averaged 15.1 points, 3.5 rebounds and 2.8 assists per game as a freshman during the 2015-16 season, helping head coach Billy Gillispie's squad to a stout 35-3 record.
- Earned Second Team NJCAA All-America recognition after leading the Rangers to a fourth-place finish at the 2016 NJCAA Division I National Championship.
- Showed impressive marksmanship throughout his first Ranger campaign, shooting 45.6 percent from the field and 35.3 percent from three-point territory.
- Averaged 11.8 points, 3.8 rebounds, 2.8 assists and 1.0 steals during Ranger College's five-game stretch at the 2016 national tournament.
- Dropped 29 points in his squad's second-round victory over sixth-seeded Eastern Florida State College (87-74), shooting 9-of-15 from the field with a 10-of-15 mark at the charity stripe.

HIGH SCHOOL:

- Helped Homestead High School (Fort Wayne, Ind.) to an Indiana Class 4A State Championship as a senior in 2014-15.

- Played point guard for head coach Chris Johnson's group, compiling averages of 16.8 points and 3.6 assists per game in his final high school season.
- Earned Indiana Junior All-Star honors following his junior season at Penn High School (Mishawaka, Ind.), in which he averaged 17.7 points and 3.3 assists per game.
- Led effectively while at Penn, guiding his squad to a stout 23-2 season record in 2013-14.
- Also played tennis throughout his high school career.

PERSONAL:

- Son of Scott Geist and born on Jan. 10, 1997.
- Thought highly of Mizzou's program culture during the recruiting process.

#15 AT A GLANCE

Games Where #15...	2016-17
Scored 5+ points	13
Scored 10+ points	6
Hit 2+ 3-pointers	2
Recorded 3+ rebounds	12
Recorded 5+ rebounds	3
Dished 3+ assists	5
Dished 5+ assists	1
Recorded multiple steals	4
Played 20+ minutes	13
Played 30+ minutes	3

#15 Game & Career Highs...

2016-17	Career
18, Twice	-
- PTS	-
6, at Mississippi State	-
1-25-17 FGM	-
13, at Mississippi State	-
1-25-17 FGA	-
2, twice	-
- 3PTM	-
7, at Georgia	-
1-7-17 3PTA	-
8, vs. Lipscomb	-
12-29-16 FTM	-
11, at Arkansas	-
1-14-17 FTA	-
7, vs. Tulane	-
11-20-16 REB	-
5, vs. Miami (Ohio)	-
12-6-16 AST	-
-	-
- BLKS	-
3, vs. Tulane	-
11-20-16 STLS	-
35, vs. Lipscomb	-
12-29-16 MIN	-

NCAA APPEARANCES: '44, '76, '78, '80, '81, '82, '83, '86, '87, '88, '89, '90, '92, '93, '95, '99, '00, '01, '02, '03, '09, '10, '11, '12, '13



JORDAN BARNETT

JR | F | 6-7 | 215

St. Louis, Mo. // Christian Brothers College HS // Texas*



BARNETT CAREER STATS

SEASON	G-GS	MIN	MPG	FG-A	FG%	3FG-A	3FG%	FT-A	FT%	OFF	DEF	REB	AVG.	AST/TO	BS/S	TP	AVG.
2014-15*	21-0	179	8.5	15-45	.333	7-21	.333	3-3	1.000	5	23	28	1.3	10/9	6/7	40	1.9
2015-16*	4-0	24	6.0	4-7	.571	2-4	.500	3-4	.750	2	6	8	2.0	0/1	0/0	13	3.3
2016-17	12-10	331	27.6	51-125	.408	15-60	.250	16-21	.762	24	50	74	6.2	9/20	5/7	133	11.1
TOTAL	37-10	534	14.4	70-177	.395	24-85	.282	22-28	.786	31	79	110	3.0	19/30	11/14	186	5.0

#21 AT A GLANCE

Games Where #21..	2016-17	Career
Scored 5+ points	9	13
Scored 10+ points	7	9
Scored 15+ points	5	5
Score 20+ points	1	1
Hit 3+ FGs	8	10
Hit 5+ FGs	6	6
Hit multiple 3-pointers	6	9
Grabbed 5+ rebounds	9	10
Grabbed 10+ rebounds	1	1
Multiple blocks	1	1
Recorded 2+ steals	2	4
Played 20+ minutes	9	11
Played 30+ minutes	6	6

#21 Game & Career Highs...

2016-17	Career
20, vs. Auburn	20, vs. Auburn
1-10-17 PTS	1-10-17
7, 3 times	7, 3 times
FGM	
18, vs. Auburn	18, vs. Auburn
1-10-17 FGA	1-10-17
2, 6 times	3, vs. Lipscomb
3PTM	12-16-14
8, Twice	8, Twice
3PTA	-
6, vs. Auburn	6, vs. Auburn
1-10-17 FTM	1-10-17
6, vs. Auburn	6, vs. Auburn
1-10-17 FTA	1-10-17
13, vs. Lipscomb	13, vs. Lipscomb
12-29-16 REB	12-29-16
3, at Georgia	3, Twice
1-7-17 AST	
2, vs. LSU	2, vs. LSU
1-4-17 BLKS	1-4-17
4, at Arkansas	4, at Arkansas
1-14-17 STLS	1-14-17
36, at Georgia	36, at Georgia
1-7-17 MIN	1-7-17

BARNETT 2016-17 GAME-BY-GAME

Opponent	Date	GS	Min	FG	FGA	Pct	3FG	FGA	Pct	FT	FTA	Pct	Off	Def	Tot	Avg	PF	FO	A	TO	Blk	Stl	Pts	Avg
Alabama A&M	11-13-16	DNP	-	-	-	-	-	-	-	-	-	-	-	-	-	-	-	-	-	-	-	-	-	-
vs. Xavier	11-17-16	DNP	-	-	-	-	-	-	-	-	-	-	-	-	-	-	-	-	-	-	-	-	-	-
vs. Davidson	11-18-16	DNP	-	-	-	-	-	-	-	-	-	-	-	-	-	-	-	-	-	-	-	-	-	-
vs. Tulane	11-20-16	DNP	-	-	-	-	-	-	-	-	-	-	-	-	-	-	-	-	-	-	-	-	-	-
Northwestern St.	11-26-16	DNP	-	-	-	-	-	-	-	-	-	-	-	-	-	-	-	-	-	-	-	-	-	-
N.C. Central	11-28-16	DNP	-	-	-	-	-	-	-	-	-	-	-	-	-	-	-	-	-	-	-	-	-	-
Western Kentucky	12-3-16	DNP	-	-	-	-	-	-	-	-	-	-	-	-	-	-	-	-	-	-	-	-	-	-
Miami (Ohio)	12-6-16	DNP	-	-	-	-	-	-	-	-	-	-	-	-	-	-	-	-	-	-	-	-	-	-
Arizona	12-10-16	DNP	-	-	-	-	-	-	-	-	-	-	-	-	-	-	-	-	-	-	-	-	-	-
EASTERN ILLINOIS	12-17-16	24	1-6	.167	0-4	.000	1-2	.500	0	5	5	5.0	0	0	1	1	0	1	3	3.0				
vs. Illinois	12-21-16	15	1-6	.167	1-3	.333	1-2	.500	2	0	2	3.5	0	0	0	1	1	0	4	3.5				
LIPSCOMB	12-29-16 *	33	5-11	.455	2-7	.286	3-4	.750	3	10	13	6.7	2	0	0	1	0	0	15	7.3				
LSU *	1-4-17 *	33	7-14	.500	2-7	.286	2-2	1.000	2	7	9	7.3	0	0	1	3	2	0	18	10.0				
at Georgia*	1-7-17 *	36	7-17	.412	1-8	.125	0-0	.000	4	5	9	7.6	3	0	3	4	1	0	15	11.0				
AUBURN*	1-10-17 *	35	6-18	.333	2-8	.250	6-6	1.000	4	2	6	7.3	3	0	0	3	0	0	20	12.5				
at Arkansas*	1-14-17 *	25	6-11	.545	2-5	.400	0-1	.000	2	4	6	7.1	5	1	2	2	0	4	14	12.7				
at Alabama*	1-18-17 *	28	3-6	.500	1-3	.333	0-0	.000	2	3	5	6.9	2	0	1	2	1	0	7	12.0				
OLE MISS*	1-21-17 *	34	4-10	.400	2-5	.400	1-2	.500	1	4	5	6.7	1	0	0	2	0	0	11	11.9				
at Miss. State*	1-25-17 *	32	7-12	.583	2-6	.333	2-2	1.000	3	5	8	6.8	3	0	0	0	0	0	18	12.5				
S. CAROLINA*	1-28-17 *	21	1-7	.143	0-2	.000	0-0	.000	1	4	5	6.6	4	0	0	1	0	0	2	11.5				
at Florida*	2-2-17 *	15	3-7	.429	0-2	.000	0-0	.000	0	1	1	6.2	1	0	0	0	0	0	2	6	11.1			
Arkansas*	2-4-17																							
at Texas A&M *	2-8-17																							
Vanderbilt *	2-11-17																							
Alabama *	2-15-17																							
at Tennessee *	2-18-17																							
Kentucky *	2-21-17																							
at Ole Miss *	2-25-17																							
Texas A&M *	2-28-17																							
at Auburn *	3-4-17																							

2016-17 (REDSHIRT JUNIOR):

- Set his career-high by scoring 20 points against Auburn (Jan. 10), while setting career-highs in free throws made and attempted in a perfect 6-of-6 night from the charity stripe.
- Matched career-best for field goal makes (7-of-17 FG) for 15 points at Georgia (Jan. 7), also leading the Tigers with nine rebounds.
- Set his career high for the second consecutive contest by scoring 18 points (7-of-14 FG, 2-of-7 3PT, 2-of-2 FT) while grabbing nine rebounds vs. LSU (Jan. 4).
- Recorded first double-double of his career and third for Mizzou this season, with a career-high 15 points (5-of-11 FG, 2-of-7 3PT, 3-of-4 FT) and 13 rebounds vs. Lipscomb (Dec. 29).
- His 13 rebounds were the most by a Tiger thus far in the 2016-17 season and the most since the 2013-14 season when Johnathan Williams III recorded 15 boards against Texas A&M on March 14, 2014.
- Drained first three-pointer of his Black & Gold career in the Braggins' Rights Game vs. Illinois (Dec. 21), playing 15 minutes off the bench.
- Made Mizzou debut vs. Eastern Illinois (Dec. 17), matching career highs with five rebounds and 24 minutes played.

2015-16 (SOPHOMORE):

- Sat out as part of transfer requirements for a year-long period, and will be eligible in 2016-17 during the second semester.

AT TEXAS

2015-16 (SOPHOMORE):

- Appeared in four games as a sophomore, averaging 3.3 points and 2.0 rebounds per game.
- Final appearance as a Longhorn was a productive one, recording 12 points and five rebounds in 13 minutes of action vs. UT-San Antonio (Dec. 8).

2014-15 (FRESHMAN):

- Made 21 appearances as a freshman, compiling averages of
- 1.9 points and 1.3 rebounds per game.
- Scored a season-high 11 points vs. Lipscomb (Dec. 16).

CHRISTIAN BROTHERS COLLEGE HIGH SCHOOL:

- Widely considered one of the country's Top 100 players coming out of high school, as he was ranked 70th overall by Rivals.com and 86th by ESPN.com.
- Averaged 20.8 points and 8.2 rebounds per game as a senior for Christian Brothers College High School, leading head coach Justin Tatum's team to a 25-7 overall record and the 2014 Missouri Class 5 State Championship.
- Scored 43 points, grabbed 20 rebounds and blocked three shots to lead CBC to an 86-77 overtime win over Hickman to claim the state title in Mizzou Arena as a senior.
- Named the *St. Louis Post-Dispatch's* All-Metro Player of the Year at the conclusion of his final prep campaign.
- Also led CBC in scoring as a junior and sophomore, averaging 17.7 points and 14.2 points during those respective seasons.
- As a sophomore, he helped lead the Cadets to an appearance in the Missouri Class 5 quarterfinals.
- Played for traditional power of the NIKE EYBL circuit, the St. Louis Eagles.
- Graduated from CBC High School with a pristine 4.0 grade point average.

PERSONAL:

- Full name is Jordan Kahlil Barnett.
- Son of Karen Barnett and Bob Bonner, and born Dec. 31, 1995 in St. Louis, Mo.
- Family moved to San Antonio when Jordan was two, then moved back to St. Louis when Jordan was six.

NCAA APPEARANCES: '44, '76, '78, '80, '81, '82, '83, '86, '87, '88, '89, '90, '92, '93, '95, '99, '00, '01, '02, '03, '09, '10, '11, '12, '13

24



#24 AT A GLANCE

Games Where #24..	2016-17	Career
Scored 10+ points	13	34
Scored 15+ points	5	12
Scored 20+ points	2	5
Games with 10 & 5	11	26
Double-Doubles	1	2
Hit 5+ FGs	9	18
Hit 2+ 3-pointers	1	4
Attempted 10+ FGs	11	20
Grabbed 5+ rebounds	18	35
Grabbed 10+ rebounds	1	2
Multiple steals	-	3
Played 20+ minutes	20	43
Played 30+ minutes	7	13

#24 Game & Career Highs...

2016-17	Career
26, vs. Ole Miss	26, vs. Ole Miss
1-21-17 PTS	1-21-17
11, vs. Ole Miss	11, vs. Ole Miss
1-21-17 FGM	1-21-17
17, vs. Xavier	17, twice
11-17-16 FGA	
4, vs. Ole Miss	4, vs. Ole Miss
1-21-17 3PTM	1-21-17
5, vs. Xavier	5, twice
11-17-16 3PTA	
11, vs. Xavier	11, vs. Xavier
11-17-16 FTM	11-17-16
12, vs. Xavier	12, vs. Xavier
11-17-16 FTA	11-17-16
10, vs. Xavier	11, Auburn
11-17-16 REB	1-9-16
3, vs. Xavier	3, vs. Xavier
11-17-16 AST	11-17-16
2, vs. Lipscomb	2, vs. Lipscomb
12-29-16 BLKS	12-29-16
1, 4 times	2, 3 times
STLS	
40, vs. Xavier	40, vs. Xavier
11-17-16 MIN	11-17-16

KEVIN PURYEAR

SO | F | 6-7 | 243

Blue Springs, Mo. // South HS



PURYEAR CAREER STATS

SEASON	G-GS	MIN	MPG	FG-A	FG%	3FG-A	3FG%	FT-A	FT%	OFF	DEF	REB	AVG.	AST/TO	BS/S	TP	AVG.
2015-16	31-31	767	24.7	120-258	.465	13-41	.317	102-122	.836	40	104	144	4.6	13/49	4/12	355	11.5
2016-17	21-21	593	28.2	85-200	.425	8-33	.242	62-83	.747	39	98	137	6.5	17/43	5/6	240	11.4
TOTAL	52-52	1360	26.2	205-458	.448	21-74	.284	164-205	.800	79	202	281	5.4	30/92	9/18	595	11.4

PURYEAR 2016-17 GAME-BY-GAME

Opponent	Date	GS	Min	FG	FGA	Pct	3FG	FGA	Pct	FT	FTA	Pct	Off	Def	Tot	Avg	PF	FO	A	TO	Blk	Stl	Pts	Avg
ALABAMA A&M	11-13-16	*	15	2-4	.500	0-0	.000	3-4	.750	0	9	9	9.0	0	0	1	0	1	0	1	1	7	7.0	
vs Xavier	11-17-16	*	40	5-17	.294	1-5	.200	11-12	.917	1	9	10	9.5	1	0	3	1	0	0	0	22	14.5		
vs Davidson	11-18-16	*	29	5-10	.500	0-1	.000	2-3	.667	1	5	6	8.3	1	0	0	2	1	0	0	12	13.7		
vs Tulane	11-20-16	*	26	5-10	.500	0-0	.000	1-2	.500	1	1	2	6.8	2	0	0	2	0	1	11	13.0			
NW STATE	11-26-16	*	24	5-8	.625	1-1	1.000	0-0	.000	0	6	6	6.6	1	0	2	0	0	1	11	12.6			
NC CENTRAL	11-28-16	*	25	3-10	.300	0-2	.000	0-0	.000	2	3	5	6.3	2	0	1	3	0	0	6	11.5			
WESTERN KENTUCKY	12-3-16	*	21	5-12	.417	0-1	.000	2-2	1.000	1	4	5	6.1	4	0	1	4	0	0	12	11.6			
MIAMI (OHIO)	12-6-16	*	29	7-13	.538	0-1	.000	5-8	.625	2	6	8	6.4	1	0	1	2	0	0	19	12.5			
ARIZONA	12-10-16	*	27	4-10	.400	1-2	.500	2-3	.667	5	2	7	6.4	0	0	1	0	0	0	11	12.3			
EASTERN ILLINOIS	12-17-16	*	24	4-9	.444	0-2	.000	0-1	.000	2	4	6	6.4	2	0	1	3	0	1	8	11.9			
vs Illinois	12-21-16	*	30	5-10	.500	0-1	.000	7-9	.778	2	7	9	6.6	2	0	0	3	0	0	17	12.4			
LIPSCOMB	12-29-16	*	21	4-9	.444	0-0	.000	6-10	.600	3	3	6	6.6	4	0	1	2	2	1	14	12.5			
LSU *	1-4-17	*	27	7-12	.583	1-4	.250	0-1	.000	2	5	7	6.6	5	1	0	3	0	0	15	12.7			
at Georgia*	1-7-17	*	27	1-7	.143	0-1	.000	0-0	.000	1	4	5	6.5	4	0	0	1	0	1	2	11.9			
AUBURN*	1-10-17	*	34	1-10	.100	0-0	.000	2-2	1.000	4	5	9	6.7	4	0	0	1	0	0	4	11.4			
at Arkansas*	1-14-17	*	31	3-8	.375	0-1	.000	5-6	.833	1	3	4	6.5	1	0	1	0	1	0	11	11.4			
at Alabama*	1-18-17	*	29	0-1	.000	0-0	.000	4-6	.667	2	4	6	6.5	3	0	1	3	0	0	4	10.9			
OLE MISS*	1-21-17	*	33	11-14	.786	4-4	1.000	0-0	.000	3	5	8	6.6	4	0	0	3	0	0	26	11.8			
at Miss. State*	1-25-17	*	37	3-9	.333	0-3	.000	7-8	.875	4	3	7	6.6	0	0	1	2	0	0	13	11.8			
S. CAROLINA*	1-28-17	*	35	3-9	.333	0-2	.000	1-1	1.000	2	6	8	6.7	3	0	0	3	0	0	7	11.6			
at Florida*	2-2-17	*	29	2-8	.250	0-2	.000	4-5	.800	0	4	4	6.5	4	0	2	5	0	0	8	11.4			
Arkansas *	2-4-17																							
at Texas A&M *	2-8-17																							
Vanderbilt *	2-11-17																							
Alabama *	2-15-17																							
at Tennessee *	2-18-17																							
Kentucky *	2-21-17																							
at Ole Miss *	2-25-17																							
Texas A&M *	2-28-17																							
at Auburn *	3-4-17																							

HONORS:

- 2016 SEC All-Freshman Team

2016-17 (SOPHOMORE):

- Posted career-highs in points, field goals made and three-pointers made against Ole Miss (Jan. 21), scoring 26 points while shooting 11-of-14 from the field and 4-of-4 from the three-point line.
- 17 points (5-of-10 FG, 7-of-9 FT) in the Braggin' Rights Game vs. Illinois (Dec. 21), nearly securing a double-double with nine rebounds in the effort.
- Led the Tigers in scoring (19 points) in a victory over Miami (Ohio) on Dec. 6, posting a season-high in field goals made by shooting 7-of-13 from the field.
- Also snagged eight rebounds vs. the RedHawks, his third highest total on the boards on the season.
- Recorded his second career double-double vs. Xavier (Nov. 17), scoring 22 points while grabbing 10 rebounds. Connected on 11-of-12 attempts from the free throw line in the game, both career-highs.

2015-16 (FRESHMAN):

- Posted the sixth-best scoring campaign for a Mizzou freshman in program history, compiling 355 points while starting all 31 games (11.5 points per game).
- Most prolific freshman scorer for the Tigers since the 1993-94 season when Kelly Thames scored 12.2 points per game.
- Named to the 2016 SEC All-Freshman Team after averaging 11.2 points and 4.7 rebounds per game during Mizzou's conference schedule.
- One of two Tigers to start all 31 games of the 2015-16 campaign.
- Hit double figures in scoring in 21-of-31 games as a freshman, including three 20-point games.
- Was the sixth-fastest Mizzou freshman to the 200-point mark, needing just 18 games to get to 207 points.
- Scored 20 points (8-of-14 FG, 1-of-3 3PT, 3-of-4 FT) in his collegiate debut,

leading Mizzou past Wofford (Nov. 13), 83-74.

- Joined an exclusive list of debuts, with other recent 20-point Tiger freshman performances including: Montaque Gill-Caesar, 21 points vs. UMKC (Nov. 14, 2014), Jevon Crudup, 22 points at Rutgers (Nov. 27, 1990), Steve Stipanovich, 23 points vs. Southwest Texas State (Nov. 30, 1979).

SOUTH HIGH SCHOOL:

- Averaged 20.1 points and 7.8 rebounds per game while shooting 53.4 percent from the floor as a senior at Blue Springs South High School.
- Led South to its first Missouri Class 5 State Championship in school history at Mizzou Arena as a senior.
- Was a 2015 Missouri Class 5 All-State selection.
- Named to the *Kansas City Star's* 2015 All-Metro Player of the Year.
- First Team All-State honoree by the MBCA as a junior.
- Fueled his team to a 21-4 record as a junior and a 22-2 mark as a sophomore.
- Chose Mizzou over offers from Arkansas, Ole Miss, Nebraska, Oklahoma State and Creighton.

PERSONAL:

- Son of Kevin and Vicki Puryear.
- Born Nov. 18, 1996, in New Brunswick, N.J.
- Has two sisters, Aleyse and Kendall.
- Grew up dreaming of chance to play at Mizzou.
- Favorite sports movie is Coach Carter.
- Favorite professional athlete to follow is LeBron James.
- Would like to pursue a career in basketball.

NCAA APPEARANCES: '44, '76, '78, '80, '81, '82, '83, '86, '87, '88, '89, '90, '92, '93, '95, '99, '00, '01, '02, '03, '09, '10, '11, '12, '13

#RALLYFORRHAN

25



#25 AT A GLANCE

Games Where #25..	2016-17	Career
Scored 5+ points	17	25
Scored 10+ points	7	7
Hit 3+ FGs	11	17
Hit 3+ FTs	7	8
Grabbed 5+ rebounds	11	13
Grabbed 10+ rebounds	3	5
Multiple assists	3	4
Recorded 2+ blocks	1	2
Played 20+ minutes	14	17

#25 Game & Career Highs...

2016-17	Career
18, vs. South Carolina	18, vs. South Carolina
1-28-17	PTS
7, vs. South Carolina	7, vs. South Carolina
1-28-17	FGM
10, vs. Ole Miss	10, vs. Ole Miss
1-21-17	FGA
-	-
-	3PTM
-	-
-	3PTA
7, Twice	7, Twice
-	FTM
9, Twice	9, Twice
-	FTA
11, vs. Ole Miss	11, vs. Ole Miss
1-21-17	REB
2, 3 times	2, 4 times
-	AST
2, vs. LSU	2, Twice
1-4-17	BLKS
2, at Georgia	2, Twice
1-7-17	STLS
37, vs. South Carolina	37, vs. South Carolina
1-28-17	MIN

RUSSELL WOODS

SR | F | 6-8 | 236

Chicago, Ill. // Simeon Career Academy // John A. Logan College (Ill.)



WOODS CAREER STATS

SEASON	G-GS	MIN	MPG	FG-A	FG%	3FG-A	3FG%	FT-A	FT%	OFF	DEF	REB	AVG.	AST / TO	BS / S	TP	AVG.
2015-16	29-6	389	13.4	33-63	.524	0-0	.000	14-36	.389	27	50	77	2.7	9 / 13	7 / 4	80	2.8
2016-17	21-21	492	23.4	57-108	.528	0-0	.000	50-90	.556	56	54	110	5.2	10 / 24	4 / 8	164	7.8
TOTAL	50-27	881	17.6	90-171	.526	0-0	.000	64-126	.508	83	104	187	3.7	19 / 37	11 / 12	244	4.9

WOODS 2016-17 GAME-BY-GAME

Opponent	Date	GS	Min	FG	FGA	Pct	3FG	FGA	Pct	FT	FTA	Pct	Off	Def	Tot	Avg	PF	FO	A	TO	Blk	Stl	Pts	Avg
ALABAMA A&M	11-13-16	*	17	3-3	1,000	0-0	.000	6-7	.857	2	1	3	3.0	3	0	0	0	0	0	0	0	12	12.0	
vs Xavier	11-17-16	*	17	2-3	.667	0-0	.000	0-1	.000	1	0	1	2.0	5	1	0	1	1	0	4	8.0			
vs Davidson	11-18-16	*	16	1-3	.333	0-0	.000	0-0	.000	1	1	2	2.0	0	0	0	1	0	0	2	6.0			
vs Tulane	11-20-16	*	21	2-3	.667	0-0	.000	1-2	.500	5	5	10	4.0	4	0	2	2	1	1	5	5.8			
NW STATE	11-26-16	*	16	2-4	.500	0-0	.000	2-3	.667	4	1	5	4.2	3	0	0	1	0	0	6	5.8			
NC CENTRAL	11-28-16	*	25	2-3	.667	0-0	.000	2-6	.333	2	4	6	4.5	1	0	0	0	0	0	6	5.8			
WESTERN KENTUCKY	12-3-16	*	31	4-6	.667	0-0	.000	2-4	.500	4	4	8	5.0	2	0	1	1	0	1	10	6.4			
MIAMI (OHIO)	12-6-16	*	27	4-7	.571	0-0	.000	7-8	.875	6	4	10	5.6	1	0	1	1	0	0	15	7.5			
ARIZONA	12-10-16	*	25	3-6	.500	0-0	.000	2-4	.500	2	4	6	5.7	1	0	0	3	0	1	8	7.6			
EASTERN ILLINOIS	12-17-16	*	13	2-5	.400	0-0	.000	2-3	.667	1	0	1	5.2	3	0	0	1	0	1	6	7.4			
vs Illinois	12-21-16	*	24	3-4	.750	0-0	.000	1-2	.500	1	3	4	5.1	3	0	2	1	0	0	7	7.4			
LIPSCOMB	12-29-16	*	28	3-8	.375	0-0	.000	4-9	.444	5	3	8	5.3	4	0	0	3	0	0	10	7.6			
LSU *	1-4-17	*	16	3-4	.750	0-0	.000	2-2	1,000	1	2	3	5.2	2	0	0	4	2	0	8	7.6			
at Georgia*	1-7-17	*	29	4-6	.667	0-0	.000	1-4	.250	3	3	6	5.2	4	0	2	0	0	2	9	7.7			
AUBURN*	1-10-17	*	30	2-8	.250	0-0	.000	3-5	.600	6	2	8	5.4	4	0	0	0	0	1	7	7.7			
at Arkansas*	1-14-17	*	24	2-5	.400	0-0	.000	1-4	.250	2	1	3	5.3	4	0	0	0	0	1	5	7.5			
at Alabama*	1-18-17	*	28	3-7	.429	0-0	.000	7-7	1,000	0	2	2	5.1	4	0	1	1	0	0	13	7.8			
OLE MISS*	1-21-17	*	34	5-10	.500	0-0	.000	3-9	.333	6	5	11	5.4	4	0	0	2	0	0	13	8.1			
at Miss. State*	1-25-17	*	12	0-0	.000	0-0	.000	0-3	.000	1	2	3	5.3	5	1	1	0	0	0	0	7.7			
S. CAROLINA*	1-28-17	*	37	7-9	.778	0-0	.000	4-7	.571	3	5	8	5.4	3	0	0	1	0	0	18	8.2			
at Florida*	2-2-17	*	22	0-4	.000	0-0	.000	0-0	.000	0	2	2	5.2	4	0	0	1	0	0	0	7.8			
Arkansas *	2-4-17																							
at Texas A&M *	2-8-17																							
Vanderbilt *	2-11-17																							
Alabama *	2-15-17																							
at Tennessee *	2-18-17																							
Kentucky *	2-21-17																							
at Ole Miss *	2-25-17																							
Texas A&M *	2-28-17																							
at Auburn *	3-4-17																							

2016-17 (SENIOR):

- Scored a career-high 18 points (7-of-9 FG, 4-of-7 FT) in a career-high 37 minutes against South Carolina (Jan. 28).
- Posted his second career double-double against Ole Miss (Jan. 21), recording 13 points (5-of-10 FG, 3-of-9 FT) and a career-high 11 rebounds.
- Matched career best with two steals at Georgia (Jan. 7), also recording nine points and six rebounds.
- Matched career high with two assists vs. Illinois (Dec. 21) in the Braggin' Rights Games, also scoring 7 points and grabbing 4 rebounds.
- Recorded first career double-double in win over Miami (Ohio) on Dec. 6, posting career-highs in scoring (15 points) and matching his best in rebounds (10).
- Matched his career-high for the third time with 10 rebounds vs. Tulane (Nov. 20.) at the Tire Pros Invitational in Orlando, Fla.
- Scored 12 points, his first career game in double-figures, in Mizzou's season-opener vs. Alabama A&M (Nov. 13), converting a career-high 6-of-7 attempts from the free throw line.

2015-16 (JUNIOR):

- Averaged 2.8 points and 2.7 rebounds per game during his first season wearing the Black & Gold.
- Played in 29 games for head coach Kim Anderson's 2015-16 squad, with a stretch of six consecutive starts that included the first four games of the SEC schedule.
- Scored 9 points (4-of-5 FG, 1-of-1 FT) in his Mizzou debut vs. Wofford (Nov. 13), logging 13 minutes off the bench.
- Matched season highs in points (9) and rebounds (4) on a perfect night of shooting from the field (4-of-4 FG, 1-of-2 FT) in the 78-71 win vs. Northern Illinois (Dec. 4).
- Grabbed 10 rebounds vs. Illinois (Dec. 23), a career-best and the most for a Mizzou player at that point in the 2015-16 season.

- Played a season-high 24 minutes in the Braggin' Rights Game against the Fighting Illini.
- Back-to-back games with 10 rebounds with his effort vs. Arkansas-Pine Bluff (Dec. 29), his first career start.
- Two blocks and two steals in his second start of the season vs. Savannah State (Jan. 2), also recording 7 points (3-of-3 FG, 1-of-2 FT), 3 rebounds and 1 assist.

JUNIOR COLLEGE (JOHN A. LOGAN COLLEGE):

- Averaged 14.1 points and 7.2 rebounds per game and shot 61-percent from the field during the 2014-15 season at John A. Logan.
- Led John A. Logan College to a 27-7 record in 2014-15.
- Anchored the post as John A. Logan captured a Great Rivers Athletic Conference title and an NJCAA National Tournament berth.
- As a freshman, recorded 6.1 points per game while shooting 49.6-percent from the field.

HIGH SCHOOL:

- Won an Illinois state title as a senior at Simeon Career Academy.
- Played alongside Milwaukee Bucks forward and former No. 2 NBA Draft selection Jabari Parker.
- Transferred to Simeon from Leo Catholic High School in Chicago after his junior year.
- Earned all-state recognition as a junior at Leo Catholic.

PERSONAL:

- Son of Vivian Winters and Russell Woods, Sr.
- Born Dec. 5, 1994, in Chicago, Ill.
- Enjoys cooking in his spare time.

NCAA APPEARANCES: '44, '76, '78, '80, '81, '82, '83, '86, '87, '88, '89, '90, '92, '93, '95, '99, '00, '01, '02, '03, '09, '10, '11, '12, '13

32



ADAM WOLF

SO | F | 6-7 | 243

Blue Springs, Mo. // South HS



#32 AT A GLANCE

Games Where #32..	2016-17	Career
Scored 5+ points	-	1
Scored 10+ points	-	-
Hit 3+ FGs	-	1
Recorded 3+ rebounds	-	2
Recorded 2+ blocks	-	1
Played 10+ minutes	-	1

#32 Game & Career Highs...

2016-17	Career
-	6, Arkansas-PB
-	PTS 12-29-15
-	3, Arkansas-PB
-	FGM 12-29-15
1, twice	4, Arkansas-PB
-	FGA 12-29-15
-	1, at Arizona
-	3PTM 12-13-15
1, vs. NW State	1, Twice
11-26-16	3PTA
-	-
-	FTM
-	-
-	FTA
-	-
1, vs. Alabama A&M	3, Twice
11-13-16	REB
-	-
-	AST
-	2, Arkansas-PB
-	BLKS 12-29-15
1, at Florida	1, Twice
2-2-17	STLS
7, at Florida	12, at Kentucky
2-2-17	MIN 2-6-16

WOLF CAREER STATS

SEASON	G-GS	MIN	MPG	FG-A	FG%	3FG-A	3FG%	FT-A	FT%	OFF	DEF	REB	AVG.	AST/TO	BS/S	TP	AVG.
2015-16	7-0	25	3.6	4-8	.500	1-4	.250	0-0	.000	1	7	8	1.1	0/0	2/1	9	1.3
2016-17	5-0	16	3.2	0-2	.000	0-1	.000	0-0	.000	1	0	1	0.2	0/0	0/1	0	0.0
TOTAL	12-0	41	3.4	4-10	.400	1-5	.200	0-0	.000	2	7	9	0.8	0/0	2/2	9	0.8

WOLF 2016-17 GAME-BY-GAME

Opponent	Date	GS	Min	FG	FGA	Pct	3FG	FGA	Pct	FT	FTA	Pct	Off	Def	Tot	Avg	PF	FO	A	TO	Blk	Stl	Pts	Avg
ALABAMA A&M	11-13-16	6	0-1	.000	0-0	.000	0-0	.000	0-0	.000	1	0	1	1.0	1	0	0	0	0	0	0	0	0.0	
vs. Xavier	11-17-16	DNP - Coach's Decision																						
vs. Davidson	11-18-16	DNP - Coach's Decision																						
vs. Tulane	11-20-16	DNP - Coach's Decision																						
NW STATE	11-26-16	2	0-1	.000	0-1	.000	0-0	.000	0-0	.000	0	0	0	0.5	0	0	0	0	0	0	0	0	0.0	
N.C. Central	11-28-16	DNP - Coach's Decision																						
Western Kentucky	12-3-16	DNP - Coach's Decision																						
MIAMI (OHIO)	12-6-16	1	0-0	.000	0-0	.000	0-0	.000	0-0	.000	0	0	0	0.3	0	0	0	0	0	0	0	0	0.0	
Arizona	12-10-16	DNP - Coach's Decision																						
E. Illinois	12-17-16	DNP - Coach's Decision																						
vs. Illinois	12-21-16	DNP - Coach's Decision																						
Lipscomb	12-29-16	DNP - Coach's Decision																						
LSU *	1-4-17	DNP - Coach's Decision																						
at Georgia *	1-7-17	DNP - Coach's Decision																						
Auburn *	1-10-17	DNP - Coach's Decision																						
at Arkansas	1-14-17	0	0-0	.000	0-0	.000	0-0	.000	0-0	.000	0	0	0	0.3	0	0	0	0	0	0	0	0.0		
at Alabama *	1-18-17	DNP - Coach's Decision																						
Ole Miss *	1-21-17	DNP - Coach's Decision																						
at Miss. State *	1-25-17	DNP - Coach's Decision																						
S. Carolina *	1-28-17	DNP - Coach's Decision																						
at Florida*	2-2-17	7	0-0	.000	0-0	.000	0-0	.000	0-0	.000	0	0	0	0.2	1	0	0	0	0	1	0	0.0		
Arkansas *	2-4-17																							
at Texas A&M *	2-8-17																							
Vanderbilt *	2-11-17																							
Alabama *	2-15-17																							
at Tennessee *	2-18-17																							
Kentucky *	2-21-17																							
at Ole Miss *	2-25-17																							
Texas A&M *	2-28-17																							
at Auburn *	3-4-17																							

2016-17 (SOPHOMORE):

▼ Season-high seven minutes of action off the bench at No. 24 Florida (Feb. 2), recording one steal.

2015-16 (FRESHMAN):

▼ Appeared in 7 games for head coach Kim Anderson, shooting 4-of-8 from the field for the season with 8 total rebounds.
 ▼ Scored his first career points on a three-pointer in his first minute of collegiate action at No. 13 Arizona (Dec. 13).
 ▼ Six points (3-of-4 FG) in just five minutes to close out the 78-25 win vs. Arkansas-Pine Bluff (Dec. 29), including 3 rebounds and 2 blocks.
 ▼ Season-high 12 minutes of action off the bench at Alabama (Feb. 6), recording a season-best 3 rebounds.

HIGH SCHOOL:

▼ Averaged 17.0 points and 7.5 rebounds per game and helped lead Beaver Dam High School to a 19-win season as a senior.
 ▼ Named First Team All-State in Wisconsin's Division 2 by the Wisconsin Basketball Coaches Association (WBCA) following his standout senior season.
 ▼ Earned Little Ten Conference Co-Player of the Year honors for his tremendous play on the court.
 ▼ Named Daily Citizen Player of the Year and earned all-area recognition after his 2014-15 campaign.
 ▼ Participated in the 2015 WBCA All-Star Game, an annual contest featuring the state of Wisconsin's top players.
 ▼ Played three seasons at Lake Forest High School in Illinois before transferring to Beaver Dam High School in Wisconsin for his senior season.
 ▼ Battled injuries throughout career at Lake Forest, averaging 6.3 points and 3.3 points per game as a junior while playing through a stress fracture.

▼ Played AAU basketball with Full Package Athletics, receiving coaching from Louis Walker and Steve Pratt.

▼ Passed up several Division II scholarship offers to accept Coach Anderson's walk-on opportunity at Mizzou.

PERSONAL:

▼ Son of John and Jamie Wolf.
 ▼ Has an older sister, Danielle, and younger sister, Lilly.
 ▼ Born on March 21, 1997, in Milwaukee, Wis.
 ▼ Would like to work in business at the conclusion of his basketball-playing career.
 ▼ Father, John, was a walk-on basketball player at Marquette from 1988-90.
 ▼ Favorite movie is Star Wars.
 ▼ Has lived in seven different states in his lifetime.

NCAA APPEARANCES: '44, '76, '78, '80, '81, '82, '83, '86, '87, '88, '89, '90, '92, '93, '95, '99, '00, '01, '02, '03, '09, '10, '11, '12, '13

33



CULLEN VANLEER

SO | G | 6-4 | 208

Pacific, Mo. // Pacific HS



#33 AT A GLANCE

Games Where #33..	2016-17	Career
Scored 5+ points	12	23
Scored 10+ points	3	6
Hit 3+ FGs	6	10
Hit 2+ 3-pointers	8	15
Recorded 3+ rebounds	4	10
Multiple assists	6	11
Dished 5+ assists	1	1
Multiple steals	3	6
Played 20+ minutes	16	25
Played 30+ minutes	8	10

#33 Game & Career Highs...

2016-17	Career
14, vs. Miami (Ohio)	14, vs. Miami (Ohio)
12-6-16	PTS 12-6-16
4, 3 times	5, at Xavier
	FGM 11-17-15
10, vs. NC Central	10, vs. NC Central
11-28-16	FGA 11-28-16
4, vs. Miami (Ohio)	4, twice
12-6-16	3PTM -
7, 3 times	7, 6 times
-	3PTA -
3, vs. NC Central	3, vs. NC Central
11-28-16	FTM 11-28-16
4, vs. NC Central	4, vs. NC Central
11-28-16	FTA 11-28-16
5, twice	5, twice
-	REB -
5, vs. Alabama A&M	5, vs. Alabama A&M
11-13-16	AST 11-13-16
1, Twice	1, 3 times
	BLKS
3, vs. W. Kentucky	3, vs. W. Kentucky
12-3-16	STLS 12-3-16
37, twice	37, twice
-	MIN -

VANLEER CAREER STATS

SEASON	G-GS	MIN	MPG	FG-A	FG%	3FG-A	3FG%	FT-A	FT%	OFF	DEF	REB	AVG.	AST/TO	BS/S	TP	AVG.
2015-16	31-3	534	17.2	45-138	.326	30-110	.273	5-8	.625	7	29	36	1.2	24/14	1/10	125	4.0
2016-17	21-11	523	24.9	36-106	.340	29-87	.333	11-14	.786	3	38	41	2.0	30/16	5/12	112	5.3
TOTAL	52-14	1057	20.3	81-244	.332	59-197	.299	16-22	.727	10	67	77	1.5	54/30	6/22	237	4.6

VANLEER 2016-17 GAME-BY-GAME

Opponent	Date	GS	Min	FG	FGA	Pct	3FG	FGA	Pct	FT	FTA	Pct	Off	Def	Tot	Avg	PF	FO	A	TO	Blk	Stl	Pts	Avg
ALABAMA A&M	11-13-16	*	29	3-5	.600	3-5	.600	0-0	.000	0	2	2	2.0	3	0	5	1	1	0	9	9.0			
vs Xavier	11-17-16	*	37	1-3	.333	1-2	.500	0-0	.000	0	2	2	2.0	4	0	1	2	1	1	3	6.0			
vs Davidson	11-18-16	*	35	4-9	.444	3-7	.429	0-0	.000	0	1	1	1.7	2	0	2	2	0	2	11	7.7			
vs Tulane	11-20-16	*	33	1-6	.167	1-5	.200	0-0	.000	0	1	1	1.5	3	0	3	3	0	0	3	6.5			
NW STATE	11-26-16	*	35	4-8	.500	2-6	.333	0-0	.000	0	5	5	2.2	1	0	3	1	1	1	10	7.2			
NC CENTRAL	11-28-16	*	35	1-10	.100	0-6	.000	3-4	.750	0	3	3	2.3	4	0	1	0	0	2	5	6.8			
WESTERN KENTUCKY	12-3-16	*	30	1-5	.200	1-5	.200	2-2	1.000	0	2	2	2.3	2	0	1	1	0	3	5	6.6			
MIAMI (OHIO)	12-6-16	*	25	4-7	.571	4-7	.571	2-2	1.000	0	1	1	2.1	3	0	1	0	0	1	14	7.5			
ARIZONA	12-10-16	*	37	2-8	.250	2-7	.286	2-2	1.000	0	2	2	2.1	2	0	4	1	0	1	8	7.6			
EASTERN ILLINOIS	12-17-16	*	28	2-6	.333	0-3	.000	2-2	1.000	0	5	5	2.4	0	0	1	0	0	0	6	7.4			
vs Illinois	12-21-16	*	35	2-8	.250	1-4	.250	0-0	.000	0	1	1	2.3	5	1	3	1	0	1	5	7.2			
LIPSCOMB	12-29-16		23	0-5	.000	0-5	.000	0-1	.000	2	1	3	2.3	1	0	1	0	1	0	0	6.6			
LSU *	1-4-17		1	0-0	.000	0-0	.000	0-0	.000	0	0	0	2.2	0	0	0	0	0	0	0	6.1			
at Georgia*	1-7-17		11	0-2	.000	0-2	.000	0-0	.000	0	2	2	2.1	3	0	1	0	1	0	0	5.6			
AUBURN*	1-10-17		4	0-1	.000	0-1	.000	0-0	.000	0	0	0	2.0	1	0	0	0	0	0	0	5.3			
at Arkansas*	1-14-17		8	1-1	1.000	1-1	1.000	0-0	.000	1	0	1	1.9	1	0	1	1	0	0	3	5.1			
at Alabama*	1-18-17		20	1-2	.500	1-2	.500	0-0	.000	0	2	2	1.9	4	0	0	2	0	0	3	5.0			
OLE MISS*	1-21-17		23	3-6	.500	3-6	.500	0-1	.000	0	3	3	2.0	2	0	0	0	0	0	9	5.2			
at Miss. State*	1-25-17		28	3-4	.750	3-4	.750	0-0	.000	0	1	1	1.9	2	0	1	0	0	0	9	5.4			
S. CAROLINA*	1-28-17		25	1-5	.200	1-5	.200	0-0	.000	0	3	3	2.0	2	0	2	1	0	0	3	5.3			
at Florida*	2-2-17		21	2-5	.400	2-4	.500	0-0	.000	0	1	1	2.0	3	0	0	0	0	0	6	5.3			
Arkansas *	2-4-17																							
at Texas A&M *	2-8-17																							
Vanderbilt *	2-11-17																							
Alabama *	2-15-17																							
at Tennessee *	2-18-17																							
Kentucky *	2-21-17																							
at Ole Miss *	2-25-17																							
Texas A&M *	2-28-17																							
at Auburn *	3-4-17																							

HONORS:

- 2015-16 First-Year SEC Academic Honor Roll

2016-17 (SOPHOMORE):

- Scored a career-high 14 points and matched a career-high for three-pointers made with four in a win over Miami (Ohio) on Dec. 6.
- Posted a career-high three steals and connected on two free throws in the final minute to seal the victory against Western Kentucky (Dec. 3).
- Recorded a career-high five rebounds vs. Northwestern State (Nov. 26).
- Knocked down three three-pointers in Mizzou's season-opening win over Alabama A&M (Nov. 13), dishing out a career-high five assists as well.

2015-16 (FRESHMAN):

- Appeared in all 31 games for Mizzou in his first collegiate campaign, including three starts late in the Tigers' SEC schedule.
- Averaged 4.0 points and 1.2 rebounds in 17.2 minutes per game in his first season wearing the Black & Gold.
- Hit on his first two field goal attempts in his collegiate debut vs. Wofford (Nov. 13), including his first career three-pointer.
- Season-best 13 points (5-of-9 FG, 3-of-7 3PT) at Xavier (Nov. 17), leading the Tigers in scoring for the first time.
- Season-high 3 assists in second start at Arkansas (Feb. 20), his fifth game of the season with multiple assists.

PACIFIC HIGH SCHOOL:

- Averaged 23.5 points and 7.3 rebounds per game for Pacific High School as a senior.
- Became the all-time leading scorer in Pacific history, snapping a record that stood since 1954.
- Reached 1,000 career points in just 58 games.

- Named Missouri Class 4 Co-Player of the Year.
- Was a MBCA Class 4 All-State selection.
- Added academic all-conference honors as a senior.
- Also competed in golf in high school, receiving first team all-conference recognition and twice qualifying for the Missouri state golf championship.

PERSONAL:

- Son of John and Lori VanLeer.
- Born on May 25, 1996, in Beaufort, Mo.
- Both parents attended Missouri State and work as educators, with mother, Lori, working as a superintendent and father, John, working as a physical education teacher and coach.
- Has been a fan of Mizzou Basketball since childhood.
- Showed cattle as a youngster.
- Has a younger brother named Cameron.
- Favorite sports movie is Glory Road.
- Would like to follow in his parents' footsteps and become a teacher or coach, or work in the physical therapy field.
- Avid golfer who sank the first hole-in-one of his golf career on an off day of Mizzou's first week of official 2016-17 practices.

NCAA APPEARANCES: '44, '76, '78, '80, '81, '82, '83, '86, '87, '88, '89, '90, '92, '93, '95, '99, '00, '01, '02, '03, '09, '10, '11, '12, '13

INDIVIDUAL: THE LAST TIME MIZZOU HAD...

Player score 25 points _____ Kevin Puryear (26) vs. Ole Miss; Jan. 21, 2017

Player score 30 points _____ Jabari Brown (30) vs. Davidson; March 18, 2014

Player score 35 points _____ Thomas Gardner (40) vs. Kansas; Jan. 16, 2006

Player score 40 points _____ Thomas Gardner (40) vs. Kansas; Jan. 16, 2006

Player grab 15 rebounds _____ Johnathan Williams III (15) vs. Texas A&M; March 14, 2014

Player grab 20 rebounds _____ Curtis Berry (20) vs. Kansas; Jan. 9, 1980

Player record a double-double _____ Jordan Barnett (15 p, 13 r) vs. Lipscomb, Dec. 29, 2016

Two players record a double-double _____ Russell Woods (13 p, 11 r)
_____ Terrence Phillips (10 p, 10 a) vs. Ole Miss; Jan. 21, 2017

Player record a triple-double _____ Never

Player score 20+ points in back-to-back games to start season _____ Frankie Hughes
(23) vs. Alabama A&M, Nov. 13, 2016; (24) vs. Xavier, Nov. 17, 2016

Player score 20+ points in back-to-back-to-back games _____ Jabari Brown
(20) at Ole Miss, Feb. 8, 2014; (25) vs. Arkansas, Feb. 13, 2014; (24) vs. Tennessee, Feb. 15, 2014

Player dish out 10 assists _____ Terrence Phillips (10) vs. Ole Miss; Jan. 21, 2017

Player collect five steals _____ Terrence Phillips (5) vs. Miami (Ohio); Dec. 6, 2016

Player hit five three-point baskets _____ Terrence Phillips (5) at Georgia; Jan. 7, 2017

Player make 10 free throws _____ Kevin Puryear (11-12) vs. Xavier; Nov. 17, 2016

Two players score 20 points in a game _____ Jabari Brown (26)
_____ Earnest Ross (24) vs. Texas A&M; March 14, 2014

Three players score 20 points in a game _____ Frankie Hughes (24)
_____ Kevin Puryear (22)
_____ Terrence Phillips (21) vs. Xavier; Nov. 17, 2016

Two players grab 10 rebounds in a game _____ Jakeenan Gant (11)
_____ Russell Woods (10) vs. Arkansas-Pine Bluff; Dec. 29, 2015

Three players grab 10 rebounds in a game _____ Negus Webster-Chan (11)
_____ Earnest Ross (10)
_____ Alex Oriakhi (10) vs. Alcorn State; Nov. 13, 2012

Five players score in double figures _____ Jordan Barnett (18)
_____ Kevin Puryear (15)
_____ Jordan Geist (13)
_____ Terrence Phillips (12)
_____ K.J. Walton (11) vs. LSU, Jan. 4, 2017

Six players score in double figures _____ Matt Pressey (14)
_____ Phil Pressey (12)
_____ Ricardo Ratiliffe (12)
_____ Michael Dixon Jr. (12)
_____ Kim English (10)
_____ Steve Moore (10) at Iowa State; Jan. 11, 2012

Seven players score in double figures _____ Kim English (20)
_____ Justin Stafford (16)
_____ Laurence Bowers (16)
_____ Marcus Denmon (12)
_____ Matt Pressey (10)
_____ Michael Dixon Jr. (10)
_____ Ricky Kreklow (10) vs. North Alabama; Jan. 5, 2011

TEAM: THE LAST TIME MIZZOU...

Scored 100 points or more _____ Dec. 17, 2012; Mizzou 102, South Carolina State 51

Scored less than 50 points _____ Nov. 23, 2015; Kansas State 66, Mizzou 42

Scored less than 50 points and won _____ Nov. 14, 1997; Mizzou 45, Depaul 42

Allowed 100 points or more _____ Feb. 7, 2011; Kansas 103, Mizzou 86

Held an opponent to less than 40 points _____ Dec. 29, 2015; Mizzou 78, Arkansas-Pine Bluff 25

Held an opponent to less than 50 points _____ Nov. 13, 2016; Mizzou 99, Alabama A&M 44

Had 50 rebounds _____ Jan. 10, 2016, vs. Auburn (51)

Had 30 assists _____ Dec. 18, 2010, vs. Central Arkansas (33)

Had 10 steals _____ Jan. 7, 2017, at Georgia (10)

Held opponent to less than 25 percent shooting _____ Dec. 29, 2015, Arkansas-Pine Bluff (15.4)

Shot better than 70 percent from the field _____ Dec. 6, 1989, vs. Hawaii Loa (.752)

Shot under 30 percent from the field _____ Nov. 28, 2016, vs. North Carolina Central (.250)

Shot better than 90 percent from the free throw line _____
_____ March 8, 2014 at Tennessee (13-for-14, .921)

Attempted 40 free throws _____ Dec. 29, 2016, vs. Lipscomb (41)

Made 10 3-pointers _____ Jan. 21, 2017, vs. Ole Miss (11-for-25)

Won an overtime game _____ Jan. 8, 2015 vs. LSU; Mizzou 74, LSU 67 (OT)

Lost an overtime game _____ Nov. 17, 2016 vs. Xavier; XU 83, Mizzou 82 (OT)

Played a double-OT game _____ March 14, 2014; Mizzou 91, Texas A&M 83

Played a triple-overtime game _____ Jan. 13, 2001; Mizzou 112, Iowa State 109 (4OT)

Defeated an AP Top 25 team _____ Dec. 15, 2013; Mizzou 80, No. 18 UCLA 71

Defeated a USA Today Top 25 team _____ Feb. 16, 2016; Mizzou 72, No. 23 South Carolina 67

Had a 30-point win _____ Jan. 2, 2016; Mizzou 81, Savannah State 50

Had a 40-point win _____ Dec. 29, 2015; Mizzou 78, Arkansas-Pine Bluff 25

Had a 50-point win _____ Nov. 13, 2016; Mizzou 99, Alabama A&M 44

Won back-to-back road games _____ Dec. 28, 2013 at North Carolina State (68-64)
_____ Jan. 11, 2014 at Auburn (70-68)

Won by double digits over an SEC team _____ Feb. 13, 2016 vs. Tennessee (75-64)

MIZZOU STARTERS...

Opponent		G	G	G	F	F	Record **
Nov. 13	Alabama A&M	Phillips	Hughes	VanLeer	Puryear	Woods	1-0
Nov. 17	vs. Xavier	Phillips	Hughes	VanLeer	Puryear	Woods	1-1
Nov. 18	vs. Davidson	Phillips	Hughes	VanLeer	Puryear	Woods	1-2
Nov. 20	vs. Tulane	Phillips	Hughes	VanLeer	Puryear	Woods	2-2
Nov. 26	Northwestern St.	Phillips	Hughes	VanLeer	Puryear	Woods	3-2
Nov. 28	NC Central	Phillips	Hughes	VanLeer	Puryear	Woods	3-3
Dec. 3	Western Kentucky	Phillips	Hughes	VanLeer	Puryear	Woods	4-3
Dec. 6	Miami (Ohio)	Phillips	Hughes	VanLeer	Puryear	Woods	5-3
Dec. 10	Arizona	Phillips	Hughes	VanLeer	Puryear	Woods	5-4
Dec. 17	Eastern Illinois	Phillips	Hughes	VanLeer	Puryear	Woods	5-5
Dec. 21	vs. Illinois	Phillips	Hughes	VanLeer	Puryear	Woods	5-6
Dec. 29	Lipscomb	Phillips	Geist	Barnett	Puryear	Woods	0-1
Jan. 4	LSU	Walton	Geist	Barnett	Puryear	Woods	0-1
Jan. 7	at Georgia	Walton	Geist	Barnett	Puryear	Woods	0-2
Jan. 10	Auburn	Walton	Geist	Barnett	Puryear	Woods	0-3
Jan. 14	at Arkansas	Walton	Geist	Barnett	Puryear	Woods	0-4
Jan. 18	at Alabama	Walton	Geist	Barnett	Puryear	Woods	0-5
Jan. 21	Ole Miss	Walton	Geist	Barnett	Puryear	Woods	0-6
Jan. 25	at Mississippi St.	Walton	Geist	Barnett	Puryear	Woods	0-7
Jan. 28	South Carolina	Walton	Geist	Barnett	Puryear	Woods	0-8
Feb. 2	at Florida	Walton	Geist	Barnett	Puryear	Woods	0-9

MIZZOU WHEN...

MIZZOU WHEN...

Playing at home	4-8
Playing on the road	0-5
Playing on a neutral court	1-3
SEC games	0-9
SEC at home	0-4
SEC on the road	0-5
Following a win	2-3
Following a loss	2-13
Leading at half	4-6
Trailing at half	1-10
Tied at half	0-0
Shoots at least 50%	2-0
Shoots less than 50%	3-16
Opponent shoots 50%	0-2
Shoots more FT than Opp.	4-5
Shoots fewer FT than Opp.	0-10
Shoots same FT as Opp.	1-1
Makes more FT than Opp.	4-6
Makes fewer FT than Opp.	0-9
Makes same FT as Opp.	1-1
Scores 90-110	1-0
Scores 80-89	2-1
Scores 70-79	0-6
Scores 69 or fewer	2-8
Leads in rebounding	5-4
Trails in rebounding	0-10
Tied in rebounding	0-2
More turnovers than Opp.	2-9
Fewer turnovers than Opp.	3-6
Same turnovers as Opp.	0-1
In November	3-3
In December	2-4
In January	0-8
In February	0-1
In March	0-0
Margin between 1-5	2-5
Margin between 6-10	0-3
Margin between 11-20	0-5
Margin 20+	3-1
Overtime Games	0-1
On Sunday	2-0
On Monday	0-1
On Tuesday	1-1
On Wednesday	0-3
On Thursday	0-3
On Friday	0-1
On Saturday	2-7
Wearing White	4-10
Wearing Black	1-3
Wearing Gold	0-1
Wearing Anthracite	0-2

NCAA APPEARANCES: '44, '76, '78, '80, '81, '82, '83, '86, '87, '88, '89, '90, '92, '93, '95, '99, '00, '01, '02, '03, '09, '10, '11, '12, '13

2016-17 BOX SCORES



Official Basketball Box Score - Game Totals - Final Statistics Alabama A&M vs Mizou 11-13-16 7:05 p.m. at Mizou Arena // Columbia, Mo.

Alabama A&M 44 @ 0-2

#	Player	FG	FGA	3-PT	3-PTA	FT	FTA	Rebounds	Off	Def	TP	PF	TP	A	T	Bk	Stl	Min
01	De'Eric Petty	3-12	1-6	6-8	1	0	1	13	0	4	1	1	13	0	4	1	2	25
10	Rakya Battle	0-4	0-2	2-2	0	0	0	1	2	1	1	0	1	2	1	0	0	18
24	Evan Wiley	0-3	0-0	0-0	1	2	3	3	0	0	0	0	1	9	0	0	1	9
12	Tracy Burnett	0-0	0-0	0-0	3	5	8	3	6	0	1	0	0	0	1	0	0	29
42	Quinterian McConico	1-9	0-0	1-2	1	4	5	3	3	0	2	0	0	23	0	0	0	23
02	Christopher Thomas	0-2	0-1	0-0	1	0	1	2	0	0	2	0	0	13	0	0	0	13
04	Arston Johnson	3-9	0-1	0-0	0	0	0	3	6	1	2	0	0	24	0	0	0	24
11	Matthew Cotton	0-0	0-0	0-0	1	1	2	1	4	1	1	0	0	16	0	0	0	16
12	Marcus Merriweather	2-4	0-1	0-1	0	1	1	0	4	0	0	0	0	11	0	0	0	11
20	L'Quan Wiltshire	0-1	0-0	2-2	2	2	4	2	2	1	0	0	2	16	0	0	0	16
22	Eugene Jones Jr.	2-6	0-2	0-0	2	1	3	3	4	0	0	0	0	16	0	0	0	16
Team																		
Totals		16-60	1-13	11-15	13	16	29	22	44	4	15	1	5	200				

FG % 1st Half:	8.3%	22.9%	2nd Half:	8.25%	32.0%	Game:	16-60	26.7%
3FG % 1st Half:	0.0%	0.0%	2nd Half:	3.3%	33.3%	Game:	1-3	7.7%
FT % 1st Half:	4.4%	100.0%	2nd Half:	7.1%	68.8%	Game:	11-15	73.3%

Mizzou 99 @ 1-0

#	Player	FG	FGA	3-PT	3-PTA	FT	FTA	Rebounds	Off	Def	TP	PF	TP	A	T	Bk	Stl	Min
01	PHILLIPS, Terrence	2-3	0-0	3-5	0	3	2	7	5	3	0	0	20	0	2	0	0	20
02	HUGHES, Frankie	9-14	4-9	1-4	1	1	2	0	23	1	1	1	21	0	1	1	2	21
24	PURYEAR, Kevin	2-4	0-0	3-4	0	9	9	0	7	1	0	1	15	0	1	1	1	15
25	WOODS, Russell	3-3	0-0	6-7	2	1	3	12	0	0	0	0	17	0	0	0	0	17
31	VANLEER, Cullen	3-5	3-5	0-0	0	2	2	3	9	5	1	1	0	29	0	1	1	29
02	JACKSON, Willie	5-6	0-0	1-2	4	5	9	1	11	1	0	0	1	20	0	1	0	20
04	SMITH, Mitchell	3-4	0-0	1-3	1	4	5	2	7	0	1	1	13	0	1	1	1	13
10	RAU, Brett	0-0	0-0	0-0	0	0	0	0	0	1	0	0	2	0	0	0	0	2
11	WALTON, K.J.	4-6	0-0	1-2	1	1	2	9	2	1	0	1	18	0	0	0	0	18
12	GLASSMAN, Trevor	0-0	0-0	0-0	0	0	0	0	1	1	0	0	2	0	0	0	0	2
14	NIKKO, Reed	2-4	0-0	2-2	0	4	4	6	1	0	0	1	15	0	0	0	0	15
15	GEIST, Jordan	2-6	1-2	3-4	0	1	1	0	8	0	0	0	22	0	0	0	0	22
32	WOLF, Adam	0-1	0-0	0-0	1	0	1	1	0	0	0	0	6	0	0	0	0	6
	Team																	
	Totals	35-56	8-16	21-33	10	33	43	14	99	17	9	4	9	200				

FG % 1st Half:	16.2%	57.1%	2nd Half:	19.2%	67.9%	Game:	35-56	62.5%
3FG % 1st Half:	4.1%	36.4%	2nd Half:	4.5%	80.0%	Game:	8-16	50.0%
FT % 1st Half:	13.3%	76.5%	2nd Half:	9.3%	50.0%	Game:	21-33	63.6%

Officials: Doug Show, Antonio Petty, Owen Short
Technical fouls: Alabama A&M None, Mizou None.
Attendance: 3977

Score by periods	1st	2nd	Total
Alabama A&M	20	24	44
Mizzou	49	50	99

■ Mizou's 99 points scored was the squad's highest game total since scored 102 points against South Carolina State on Dec. 17, 2012.

■ Ten different Tigers scored, including 55 of Mizou's 99 points coming from newcomers.

■ The 23 points scored by freshman guard Frankie Hughes matched the program record for a freshman debut.

■ The Tigers set a Mizou Arena record for fewest assists allowed, giving up just four to Alabama A&M. The previous low was five, last set against Texas A&M in 2012.



Official Basketball Box Score - Game Totals - Final Statistics Xavier vs Mizou 11/17/16 1:00 PM ET at Orlando, Fla. (HP Field House)

Xavier 83 @ 3-0

Player	FG	FGA	3-PT	3-PTA	FT	FTA	Rebounds	Off	Def	TP	PF	TP	A	T	Bk	Stl	Min
54 O'MARRA, Sean	5-7	0-0	3-4	2	3	5	1	13	0	0	1	1	25	0	0	0	25
04 SUMNER, Edmond	7-19	0-5	4-11	0	6	6	3	18	1	4	1	3	41	0	0	0	41
05 BLURTE, Trevor	5-16	0-6	3-4	1	2	3	4	13	1	3	0	0	29	0	0	0	29
11 BERNARD, Malcolm	1-5	3-8	1-1	1	4	5	6	2	1	2	2	32	0	0	0	32	
15 MACURA, J.P.	6-14	1-7	6-6	3	2	5	2	19	5	0	2	42	0	0	0	42	
03 JOHN, Tyrone	0-2	0-0	0-0	3	1	4	5	0	1	0	1	0	9	0	0	0	9
02 GASTON, Quentin	0-1	0-0	2-2	0	1	0	2	1	0	0	1	0	20	0	0	0	20
01 JACOBSON, Rashid	3-4	0-0	6-10	3	7	10	5	12	2	2	4	0	27	0	0	0	27
Team																	
Totals	28-70	2-22	25-38	19	33	52	24	83	14	9	8	225	0	0	0	0	225

FG % 1st Half:	14.35	40.00%	2nd half:	11.28	39.3%	OT:	3-7	42.9%	Game:	28-70	40.0%	Rebounds:	24
3FG % 1st Half:	14.35	26.7%	2nd half:	0-7	0.0%	OT:	0-3	0.0%	Game:	2-22	9.1%	Offensive:	13
FT % 1st Half:	54.3	50.0%	2nd half:	54.3	50.0%	OT:	5-10	50.0%	Game:	25-38	65.8%	Defensive:	10

FG % 1st Half:	14.3%	40.0%	2nd Half:	11.2%	39.3%	Game:	28-70	40.0%
3FG % 1st Half:	2.1%	16.7%	2nd Half:	0.7%	0.0%	Game:	2-22	9.1%
FT % 1st Half:	6.1%	54.5%	2nd Half:	13.9%	68.4%	Game:	25-38	65.8%

Mizzou 82 @ 1-1

24	PURYEAR, Kevin	5-17	1-5	11-12	1	9	10	1	22	3	1	0	0	40	0	0	0	40
25	WOODS, Russell	1-3	0-0	0-1	1	0	1	5	4	0	1	1	17	0	0	0	17	
01	PHILLIPS, Terrence	7-16	1-6	6-6	0	7	7	5	21	5	2	0	1	40	0	0	0	40
01	HUGHES, Frankie	8-20	5-13	5-3	2	3	5	1	24	3	4	0	3	41	0	0	0	41
31	VANLEER, Cullen	1-3	1-2	0-0	0	2	2	4	3	1	2	1	1	37	0	0	0	37
02	JACKSON, Willie	3-3	0-0	0-1	1	3	4	6	0	1	0	0	0	20	0	0	0	20
05	SMITH, Mitchell	0-0	0-0	0-2	1	0	1	1	0	0	0	0	0	2	0	0	0	2
11	WALTON, K.J.	0-0	0-0	0-0	0	0	0	2	0	1	0	0	1	8	0	0	0	8
14	NIKKO, Reed	1-2	0-0	0-0	0	2	2	4	2	1	1	2	0	11	0	0	0	11
15	GEIST, Jordan	0-1	0-0	0-0	0	2	2	1	0	0	0	0	0	9	0	0	0	9
Team																		
Totals		27-65	8-26	20-27	9	30	39	28	82	13	14	4	5	225	0	0	0	225

FG % Team hlf	32.27	44.4th	2nd half:	30.13	36.7%	OT:	44	50.0%	Games:	23.65	41.5%	Rebounds
3PT % Team hlf	31.3	23.1th	2nd half:	41.50	44.0th	OT:	33.33	33.3%	Games:	8.26	30.0th	Rebounds
FT % Team hlf	71.18	68.8th	2nd half:	79.0	77.8%	OT:	2-2	100.0	Games:	20.27	74.1%	Rebounds

FG % 1st Half:	12.7%	44.4%	2nd Half:	13.3%	36.7%	Game:	27-65	41.5%
3FG % 1st Half:	3.3%	23.1%	2nd Half:	4.0%	40.0%	Game:	3-3	33.3%
FT % 1st Half:	11.5%	68.8%	2nd Half:	7.9%	77.8%	Game:	20-27	74.1%

Officials: Gerry Pollard, Hal Luk, Kipp Klossner
Technical fouls: Xavier None, Mizou None.
Attendance: Game 2 of The Pro Invitational

Score by periods	1st	2nd	OT	Total
Xavier	36	35	12	83
Mizzou	38	33	11	82

■ Freshman guard Frankie Hughes scored 24 points to lead Mizou in the game, becoming the first Tiger to ever start his career back-to-back 20-point games. Hughes scored 23 points in his collegiate debut against Alabama A&M on Nov. 13.

■ Hughes sank five shots from beyond the three-point arc in the game, the first time a Tiger has sank five or more from deep since Namon Wright drained six from deep against Ole Miss on Feb. 23, 2016.

■ Mizou had three players score 20 or more points; Hughes (24), sophomore forward Kevin Puryear (22) and sophomore guard Terrence Phillips (21), for the first time since Feb. 8, 2014, when Earnest Ross (24), Jordan Clarkson (23) and Jabari Brown (20) did so against Ole Miss.

■ The 21-point output from Phillips is a new career-high, surpassing his previous high of 16 set twice last year.



Official Basketball Box Score - Game Totals - Final Statistics Davidson vs Mizou 11/18/16 11:30 AM ET at Orlando, Fla. (HP Field House)

Davidson 70 @ 2-1

#	Player	FG	FGA	3-PT	3-PTA	FT	FTA	Rebounds	Off	Def	TP	PF	TP	A	T	Bk	Stl	Min
22	MAGARITY, Will	3-10	0-5	0-0	0	4	4	5	6	3	5	2	0	25	0	0	0	25
23	ALDRIDGE, Peyton	8-13	3-5	2-4	1	6	7	0	21	1	3	1	0	37	0	0	0	37
03	GLUDIMUNSON, Jon Ax.	2-5	2-5	1-2	1	2	3	2	7	2	2	0	3	26	0	0	0	26
12	GIBBS, Jack	7-16	3-9	8-9	1	2	3	2	25	4	4	0	2	34	0	0	0	34
22	REIGEL, Rusty	0-3	0-3	0-0	0	6	6	1	0	2	0	1	0	37	0	0	0	37
00	KOVAČEVIĆ, Dusan	0-0	0-0	0-0	0	1	1	4	0	0	1	0	0	5	0	0	0	5
01	ERWU, Nathan	1-1	0-0	1-1	0	3	3	3	3	1	0	1	0	10	0	0	0	10
02	WATKINS, Jordan	3-5	0-0	1-1	2	2	3	1	7	0	1	0	0	19	0	0	0	19
11	FAINES, Cambe	0-0	0-0	0-0	0	0	0	0	0	0	0	0	0	0	0	0	0	0
31	GIAMOUKIS, Manu	0-0	0-0	0-0	0	0	0	0	0	0	0	0	0	0	0	0	0	0
00	MCALUFFE, Andrew	0-1	0-0	0-0	0	0	0	0	0	0	0	1	0	3	0	0	0	3
Team																		
Totals		24-54	10-30	12-16	6	30	36	19	70	14	16	5	6	200				

FG % 1st Half:	14.3%	42.4%	2nd Half:	10-21	47.6%	Game:	24-54	44.4%
3FG % 1st Half:	6-18	33.3%	2nd Half:	4-12	33.3%	Game:	10-30	33.3%
FT % 1st Half:	0-0	0.0%	2nd Half:	9-12	75.0%	Game:	12-16	75.0%

Mizzou 55 @ 1-2

#	Player	FG	FGA	3-PT	3-PTA	FT	FTA	Rebounds	Off	Def	TP	PF	TP	A	T	Bk	Stl	Min
24	PURYEAR, Kevin	1-10	0-1	2-3	1	5	6	1	12	0	2	1	0	29	0	0	0	29

2016-17 BOX SCORES



Official Basketball Box Score - Game Totals - Final Statistics Western Kentucky vs Mizou 12-3-16 2:01 PM at Columbia, Mo. (Mizzou Arena)



Western Kentucky 56 • 3-5

#	Player	Total	3-Pr	Rebounds	Off	Def	PF	TP	A	T	Bk	Stl	Min		
FG	FGA	FT	FTA	Off	Def	PF	TP	A	T	Bk	Stl	Min			
01	HOWARD, Tobias	2-3	0-1	2-2	0	0	0	4	6	1	2	0	26		
05	LOMOMBA, Junior	3-9	1-3	2-3	0	3	5	9	6	2	0	1	35		
12	THOMAS, Panceke	3-12	1-5	2-3	0	5	1	9	1	1	0	1	39		
20	JOHNSON, Justin	5-11	0-1	4-7	1	4	3	14	1	2	0	0	25		
32	JOHNSON, Cee	5-12	1-5	1-2	0	8	8	12	1	3	1	1	34		
03	PARRIS, Damari	0-0	0-0	0-0	0	0	0	0	1	0	0	1	8		
14	LAWSON, Ben	2-2	0-0	0-0	2	2	3	4	0	3	3	0	20		
42	WATERS, Anton	1-3	0-0	0-0	1	1	2	2	0	2	0	1	7		
43	LEAHY, Marty	0-0	0-0	0-0	0	1	1	0	0	0	0	0	6		
Team		0-0	0-0	0-0	0	2	0	0	0	0	0	0	0		
Totals		21-52	3-15	11-19	4	26	30	56	11	15	4	7	200		
FG % 1st Half: 13-30 43.3%		2nd half: 8-22 36.4%		Game: 21-52 40.4%		Rebounds		3FG % 1st Half: 1-8 12.5%		2nd half: 2-7 28.6%		Game: 3-15 20.0%		Deadball	
FT % 1st Half: 3-7 42.9%		2nd half: 6-12 50.0%		Game: 11-19 57.9%		Rebounds		PF		TP		A		T	

Mizzou 59 • 4-3

#	Player	Total	3-Pr		Rebounds									
		FG	FGA	FT	FTA	Off	Def	PF	TP	A	T	Bk	Stl	Min
01	PHILLIPS	2-6	1-5	1-2	0	8	2	6	5	0	2	3	33	
03	HUGHES	5-15	3-10	5-6	1	3	4	2	18	1	2	0	1	35
24	PURYEAR	5-12	0-1	2-2	1	4	5	4	12	1	4	0	0	21
25	WOODS	4-6	0-0	2-4	4	6	8	2	10	1	1	0	1	31
33	VANLEER	1-5	1-5	2-2	0	2	2	5	1	1	0	0	3	30
02	JACKSON	2-6	0-1	2-2	2	3	5	1	6	0	3	1	1	15
05	SMITH	0-1	0-0	0-1	0	3	2	0	0	0	0	0	1	12
11	WALTON	1-4	0-1	0-2	3	2	5	1	2	1	1	0	1	14
15	GEIST	0-2	0-1	0-0	0	0	0	0	0	0	0	0	0	9
Totals		20-57	5-24	14-21	14	30	44	59	10	17	1	10	200	
FG % 1st Half: 9-21 42.9% 2nd half: 11-26 42.3% Game: 20-57 42.6% Deadball														
3FG % 1st Half: 4-17 23.5% 2nd half: 1-7 14.3% Game: 5-24 20.8%														
FTA % 1st Half: 11-17 64.7% 2nd half: 3-7 42.9% Game: 14-21 66.7%														
PF 1st Half: 20 2nd Half: 20 Game: 40														
TP 1st Half: 5 2nd Half: 5 Game: 10														
A 1st Half: 17 2nd Half: 17 Game: 34														

Officials: Orlando Poole, Brian Shey, Sean Casey
Technical fouls: Western Kentucky-None, Mizou-None
Attendance: 4547

Score by periods

Western Kentucky	30	26	56	Points	Paint	T/O	Chance	Break	Bench
Mizzou	33	26	59	WKU	26	18	2	2	6
				MU-M	24	17	14	9	8

Last FG - WKU 2nd-01:34, MU-M 2nd-08:29
Largest lead - WKU by 14:15:08, MU-M by 10:28:01
WKU led for 11:49, MU-M led for 22:08. Game was tied for 06:03.

Score tied - 6 times.
Lead changed - 8 times.

With the 59-56 win, Mizou won its first-ever matchup against Western Kentucky, improving to 1-0 all-time against the Hilltoppers.

The Tigers grabbed a season-high 44 rebounds in the game, the most Mizou has had in a contest since totaling 46 in a win over South Carolina on Feb. 16, 2016. Mizou outrebounded the Hilltoppers 44-30, matching its best rebound margin, +14, in a game with the season-opening win over Alabama A&M (43-29) on Nov. 13.

Freshman guard Frankie Hughes scored in double-figures for the fifth time in his short career (7 games), scoring 18 points to lead the Tigers.

Hughes drained three shots from beyond the three-point arc in the game, his fifth time in seven games he made multiple threes in a game.



Official Basketball Box Score - Game Totals - Final Statistics Miami (Ohio) vs Mizou 12-6-16 7:01 PM at Columbia, Mo. (Mizzou Arena)



Miami (Ohio) 55 • 4-5

#	Player	Total	3-Pr		Rebounds		PF	TP	A	T	Bk	Stl	Min	
		FG	FGA	FT	FTA	Off	Def	PF	TP	A	T	Bk	Stl	
11	McLANE, Logan	5-8	1-2	1-2	0	4	4	5	12	0	0	0	24	
00	HARPER, Darius	0-0	0-0	0-0	1	0	1	3	0	0	0	0	9	
11	WRIGHT, Jake	2-9	2-8	2-2	1	4	5	1	8	1	1	0	29	
24	WEATHERS, Michael	5-12	1-3	1-2	1	5	3	12	4	1	1	1	21	
30	HAROUNA, Abdoulaye	0-2	0-2	0-0	1	0	1	0	0	0	0	1	7	
02	MILLS, Rod	0-1	0-1	0-0	0	1	1	0	0	1	0	0	4	
15	JOVIC, Milos	0-2	0-2	0-0	0	1	1	0	0	0	0	0	2	
20	WAGIE, Dion	0-2	0-2	1-2	1	3	4	2	1	0	0	2	23	
21	BISCHOFF, Jake	0-4	0-4	0-0	0	1	1	3	0	2	0	1	23	
22	WEATHERS, Marcus	3-10	1-4	4-6	1	5	6	4	11	1	3	1	31	
31	SOLOMON, Bruno	3-5	1-3	4-5	1	5	6	4	11	0	2	0	23	
40	EKE KAZEM, Ben	0-0	0-0	0-0	0	0	0	0	0	0	0	1	0	
	Team	0-0	0-0	0-0	0	0	0	0	0	0	0	0	0	
Totals		18-59	6-31	13-19	12	32	44	28	55	8	15	6	3	200

Mizzou 81 • 5-3

#	Player	Total	3-Pr		Rebounds								
		FG-FTA	FG	FTA	Off	Def	PF	TP	A	T	Bk	Stl	Min
24	PURYEAR, Kevin	7-13	0-1	5-8	2	6	8	1	19	1	2	0	29
05	WOODS, Russell	4-7	0-0	7-8	6	4	10	1	35	1	1	0	27
01	PHILLIPS, Terrence	8-16	4-4	0-0	0	8	8	4	7	6	0	5	26
03	HUGHES, Frankie	4-16	1-11	2-3	1	1	2	3	13	2	0	2	26
33	VANLEER, Cullen	4-7	4-7	2-2	0	1	1	3	14	1	0	1	25
02	JACKSON, Willie	2-4	0-0	2-4	0	0	0	4	4	0	1	0	13
05	SMITH, Mitchell	1-2	0-0	2-2	0	2	2	3	4	0	1	1	10
19	RAU, Brett	0-0	0-0	0-0	0	1	0	1	0	0	0	0	1
11	WALTON, K.J.	1-6	0-2	0-4	1	3	4	0	2	1	0	0	19
21	GLASSMAN, Trevor	0-1	0-1	0-0	0	0	0	0	0	0	0	0	3
15	GEIST, Jordan	1-3	1-1	0-0	0	5	5	0	3	5	1	0	20
32	WOLF, Adam	0-0	0-0	0-0	0	0	0	0	0	0	0	0	0
	Team	0-0	0-0	0-0	4	1	5						
		25-67	10-34	22-31	16	34	50	19	81	6	1	9	200

Officials: Doug Show, Kipp Klossinger, Rusty Phillips
Technical fouls: Miami (Ohio)-None, Mizou-None
Attendance: 3555

Mizzou improved to 1-0 all-time against Miami (Ohio).

Mizzou ignited in the second half, scoring 55 points, its most points in a single half since dropping 61 points in the second half of a 91-54 win over Alcorn State on Nov. 13, 2012.

For the second game in a row, Mizou set a season-high in rebounds, grabbing 50 boards, the first time Mizou has snagged 50 or more rebounds since Dec. 29, 2015 (56 vs. Arkansas-Pine Bluff).

The Tigers set a season-high in three-pointers made with nine, its third highest this season Mizou has connected on eight or more shots from beyond the arc. In 31 games last season, Mizou connected on eight or more shots from the three-point line just four times.

Mizzou went 22-of-31 from the free throw line, a season-high makes from the charity stripe for the Tigers and the most since connecting on 27-of-38 against South Carolina on Feb. 16, 2016.



Official Basketball Box Score - Game Totals - Final Statistics Arizona vs Mizou 12-10-16 11:01 PM at Columbia, Mo. (Mizzou Arena)



Arizona 79 • 8-2

#	Player	Total	FG-FTA	3P-FTA	Rebounds	Off	Def	PF	TP	A	T	Bk	Stl	Min
			FG	FGA	FT	FTA	Off	Def	PF	TP	A	T	Bk	Stl
01	Alkins, Rawle	7-13	4-7	1-2	2	7	9	2	19	1	2	0	1	37
02	Simmons, Kadeem	5-15	3-6	0-0	0	2	2	4	19	1	1	0	1	37
05	Allen, Kaleb	8-18	4-8	0-0	2	5	7	4	14	4	3	2	3	37
07	Markarian, Lauri	3-5	2-3	0-0	1	5	6	5	8	2	3	0	0	21
14	Ristic, Dusan	3-8	0-0	6-6	2	5	7	2	12	1	3	0	0	28
21	Comanche, Chance	2-3	0-0	0-0	0	2	2	4	1	4	1	0	0	20
25	Pinder, Keanu	1-1	0-0	1-2	2	7	9	4	3	2	1	2	0	19
30	Tello, Tyler	0-0	0-0	0-0	0	0	0	0	0	0	0	0	0	1
	Team	0-0	0-0	0-0	1	1	2	0	2	0	0	0	0	0
Totals		29-61	13-24	8-10	12	34	46	22	79	12	15	4	4	200
FG % 1st Half: 16-32 50.0%		2nd half: 13-29 44.8%	Game: 29-61 47.5%		Rebounds		3FG % 1st Half: 7-14 50.0%		2nd half: 6-10 60.0%		Game: 13-24 54.2%		Deadball	
FT % 1st Half: 2-4 50.0%		2nd half: 6-6 100.0%	Game: 8-10 80.0%		Rebounds		PF		TP		A		T	

Mizzou 60 • 5-4

#	Player	FG	FGA	FT	FTA	Off	Def	PF	TP	A	T	Bk	Stl	Min	
FG	FGA	FT	FTA	Off	Def	PF	TP	A	T	Bk	Stl	Min			
01	PHILLIPS, Terrence	0-3	0-0	3-5	0	2	3	3	2	2	0	0	16		
03	HUGHES, Frankie	2-13	1-8	5-6	1	4	5	1	30	1	0	0	1	39	
24	PURYEAR, Kevin	4-10	1-2	3-3	5	2	7	0	11	1	0	0	0	29	
30	WOOD, Russell	1-10	0-2	2-2	1	1	3	0	10	3	0	0	0	16	
33	VANLEER, Cullen	2-8	2-7	2-2	0	2	2	2	8	4	1	0	1	37	
42	JACKSON, Willie	3-4	0-0	1-1	0	1	1	1	7	0	0	0	1	14	
46	SMITH, Mitchell	0-3	0-0	1-2	0	2	2	5	0	0	1	0	1	15	
50	WALTON, J.C.	1-1	0-0	1-1	0	1	0	1	0	0	0	0	0	26	
55	GEIST, Jordan	2-5	0-1	3-4	0	2	2	2	3	1	0	0	2	16	
Team					0	0	0								
Totals		18-55	4-18	20-30	8	20	28	11	60	10	8	1	7	200	
FG % 1st half: 33.3%		2nd half: 7.26	26.9%	Game: 18-55		32.7%	Double-Digit Rebounds: 3		Double-Digit Points: 1		Double-Digit Blocks: 0		Double-Digit Steals: 0		
FT % 1st half: 50.0%		2nd half: 3.33	12.5%	Game: 20-30		66.7%	Double-Digit Rebounds: 0		Double-Digit Points: 0		Double-Digit Blocks: 0		Double-Digit Steals: 0		
PF % 1st half: 11.1%		84.6%	2nd half: 9.17	25.9%	Game: 20-28		71.4%	Double-Digit Rebounds: 0		Double-Digit Points: 0		Double-Digit Blocks: 0		Double-Digit Steals: 0	

2016-17 BOX SCORES



Official Basketball Box Score – Game Totals – Final Statistics LSU vs Columbia, Mo. (Mizzou Arena) 1-4-17 8:05 PM at Columbia, Mo. (Mizzou Arena)

LSU 88 • 9-4, 1-1		Total		3-Ptr		Rebounds		FT-FTA		Off Def Tot		PF TP		A TO Blk Stl		Min					
##	Player	F	G-FGA	F	G-FGA	F	G-FGA	F	G-FGA	Off	Def	Tot	P	F	A	T	Bk	Stl	Min		
3-9	1-1	2-2	2	2	4	5	9	3	0	3	0	27									
21	EPSS, Aaron	1	5-8	0-1	1-2	1	3	4	2	11	0	1	0	2	19						
20	SAMPSON, Brandon	8	3-7	1-4	3-4	1	7	8	4	10	3	3	0	0	27						
22	BLANKENY, Antonio	8	10-20	3-4	1-1	5	6	2	24	1	1	0	1	1	36						
4	MAYS, Skylar	8	3-8	0-1	2-2	1	0	1	1	8	3	0	0	2	18						
10	ROBINSON III, Elbert	8	0-2	0-0	2-4	1	1	2	0	2	1	1	0	0	9						
11	HAYWARD, Kieran	14	1-3	0-0	1	3	4	1	3	1	0	1	1	1	16						
10	JENKINS, Brandon	0-0	0-0	0	0	2	0	0	0	0	0	0	0	0	0						
11	PATTERSON, Jalyh	5-8	1-3	0-0	0	4	4	3	11	3	0	0	3	24							
20	BRIDGEWATER, Brian	0-0	0-0	0-0	0	0	0	0	0	0	0	1	0	1	0						
44	SIMS, Wayde	5-7	0-1	0-0	1	7	8	2	10	2	2	1	0	30							
Team						1	2	3													
Totals			35-73	7-18	11-16	10	34	44	22	88	17	10	5	9	200						
FG % 1st Half: 14-35		40.0%		2nd half: 21-38		55.3%		Game: 35-73		47.9%		Deadball		Rebounds		2					
3FG % 1st Half: 3-10		30.0%		2nd half: 4-8		50.0%		Game: 7-18		38.9%											
FT % 1st Half: 4-7		57.1%		2nd half: 7-9		77.8%		Game: 11-16		68.8%											

Mizzou 77 • 5-8, 0-1

		Total		3-Ptr		Rebounds		FT-FTA		PF		TP		A		TO		Blk		Stl	
#	Player	F	G-FGA	F	G-FGA	F	G-FGA	F	G-FGA	Off	Def	Tot	P	F	A	T	Bk	Stl	Min		
21	BARNETT, Jordan	1	7-14	2-7	2-2	2	7	9	0	18	1	3	2	0	33						
24	PURYEAR, Kevin	1	7-12	1-4	0-1	2	5	7	5	35	0	3	0	0	27						
21	WOODS, Russell	1	3-4	0-0	2-2	1	2	3	8	0	2	4	0	16							
11	WALTON, K.J.	8	4-11	0-2	3-7	1	2	3	2	11	2	0	0	0	28						
11	GEIST, Jordan	8	2-5	2-4	7-8	0	2	2	10	3	1	0	0	33							
21	PHILLIPS, Terrence	8	4-10	2-7	2-2	0	7	3	12	8	1	0	2	30							
21	HUGHES, Frankie	0-3	0-3	0-0	0	2	2	0	0	2	0	0	1	15							
21	SMITH, Mitchell	0-1	0-0	0-2	1	1	2	0	0	0	2	0	0	4							
14	NIKKO, Reed	0-3	0-0	0-2	0	2	2	0	0	0	0	1	0	13							
33	VANLEER, Cullen	0-0	0-0	0-0	0	0	0	0	0	0	0	0	0	1							
Team						1	3	4													
Totals			27-63	7-27	16-26	10	31	41	14	77	16	14	5	3	200						
FG % 1st half: 15-32		46.9%	2nd half: 12-31		38.7%	Game: 27-63		42.9%	Deadball		Rebounds		7								
3FG % 1st half: 6-14		42.9%	2nd half: 1-3		7.7%	Game: 7-27		25.9%													
FT % 1st half: 4-10		40.0%	2nd half: 12-18		75.0%	Game: 16-26		61.5%													

Officials: Doug Show, Joe Lindley, Tony Henderson
Technical fouls: LSU None, Mizzou None.
Attendance: 9644
Estimated Actual: 5847

Score by periods	1st	2nd	Total
LSU	35	53	88
Mizzou	40	37	77

Junior forward Jordan Barnett set his career high in scoring for the second straight game, pouring in 18 points, including 14 points in the first half on 6-of-9 shooting.

Barnett led the team in rebounding for the second straight game, grabbing nine boards.

With 15 points and seven rebounds, sophomore forward Kevin Puryear scored at least 10 points and snagged at least five rebounds for the ninth time this season and 24th time in his career. Puryear has now posted "10 & 5" in three straight contests.

In his first career game off the bench, sophomore guard Terrence Phillips matched a career high with eight assists, the second time this season he has reached that mark.



Official Basketball Box Score – Game Totals – Final Statistics Mizzou vs Georgia 01/07/17 1:00 PM at Stegeman Coliseum - Athens, Ga.

Mizzou 66 • 5-9, 0-2																			
#	Player	Total			3-Ptr			Rebounds			FT-FTA			Off Def Tot			PF TP		
		F	G	FGA	F	G	FGA	F	G	FGA	Off	Def	Tot	P	F	A	T	Bk	Stl
21	BARNETT, Jordan	1	7	17	1	8	0	0	4	5	9	3	15	3	4	1	0	27	
24	PURYEAR, Kevin	1	1	7	0	1	0	0	1	4	5	4	2	0	1	0	1	27	
21	WOODS, Russell	1	4	6	0	0	1	4	3	3	4	9	2	0	2	0	2	29	
11	WALTON, K.J.	8	3	5	0	1	7	9	1	2	3	3	13	1	6	0	2	28	
11	GEIST, Jordan	8	2	10	0	7	1	1	1	2	3	5	2	1	0	1	2	21	
21	PHILLIPS, Terrence	7	17	17	5	12	1	2	0	4	4	4	20	2	1	0	2	31	
21	HUGHES, Frankie	5	8	8	0	5	0	0	0	1	1	0	2	0	0	0	0	11	
14	NIKKO, Reed	0	0	0	0	0	0	0	0	0	0	0	0	0	0	0	0	1	6
33	VANLEER, Cullen	0	2	2	0	2	0	0	0	2	2	3	0	1	0	1	0	1	11
	Team								1	3	1								
Totals			25	72	6	36	10	16	11	24	35	28	66	11	13	2	10	200	
FG % 1st half:		10	33	30.3%	2nd half:		15	39	38.5%	Game:		25	72	34.7%	Deadball				
3FG % 1st half:		3	6	18.8%	2nd half:		3	20	15.0%	Game:		6	36	16.7%	Rebounds				
FT % 1st half:		3	1	100.0%	2nd half:		7	13	53.8%	Game:		10	16	62.5%	Assists				

Georgia 71 • 10-5, 2-1

		FG-TOTAL				3-Ptr		Rebounds				FT-FTA				Off Def Tot				PF TP		A TO Blk Stl				Min	
#	Player	F	G	F-GA	F-GA%	F	G	F-GA	F-GA%	Off	Def	Tot	P	F	A	T	Bk	Stl									
01	Marten, Yante	1	4-9	0-2	9-14	1	8	9	2	17	1	5	0	0	34												
04	Obgeide, Derek	1	1-3	0-0	1-2	1	10	11	1	3	0	1	2	0	24												
08	Harris, Jordan	1	1-4	0-2	2-3	0	2	2	4	1	2	0	0	16													
08	Parker, Jawan	8	6-16	0-1	5-7	2	4	6	2	31	1	4	0	1	17												
08	Frazier, J.J.	6	6-12	0-2	4-5	0	3	3	3	16	4	2	0	5	36												
00	Jackson II, William	1-3	1-2	0-0	0	0	0	0	0	1	3	2	0	0	1	12											
04	Crump, Tyree	0-1	0-1	0-0	0	0	0	0	0	0	0	0	0	0	2												
10	Diatta, Papa	3-4	1-2	5-6	0	5	5	3	12	1	1	1	0	0	27												
24	Kessler, Houston	1-2	0-0	1-1	0	0	0	0	0	3	0	0	0	0	7												
20	Geno, Kenny Paul	0-1	0-1	0-0	0	2	2	2	0	1	0	0	0	0	10												
02	Edwards, Mike	1-1	0-0	0-2	0	3	2	0	1	0	1	0	0	0	1												
Team						1	2	3																			
Totals			21-46	2-13	27-40	5	39	44	19	71	11	20	4	7	200												
FG % 1st half: 7-21		33.3%	2nd half: 14-25		56.0%	Game: 21-46		45.7%	Deadball		Rebounds		8														
3FG % 1st Half: 1-6		16.7%	2nd half: 1-7		14.3%	Game: 2-13		15.4%																			
FT % 1st Half: 5-10		50.0%	2nd half: 22-30		73.3%	Game: 27-40		67.5%																			

Officials: Karl Hess, Chuck Jones, Jason Baker
Technical fouls: Mizzou-TEAM, Georgia-TEAM.
Attendance: 8635
Unopposing technical foul on USA's Kent Davison at end of 1st half
Unopposing technical foul on Missouri's Steve Shields at end of 1st half

Score by periods	1st	2nd	Total
Mizzou	26	40	66
Georgia	20	51	71

Sophomore guard Terrence Phillips led the team in scoring for the second time this season, scoring 20 points on 7-of-17 FGs, 5-of-12 3PT and 1-of-2 FTs.

2016-17 BOX SCORES



Official Basketball Box Score -- Game Totals -- Final Statistics
Mizzou vs Mississippi State
01-25-17 6 p.m. at Starkville, Miss. (Humphrey Coliseum)



Mizzou 74 • 5-14, 0-7

#	Player	Total		3-Pr		Rebounds			PF	TP	A	TO	Bk	Stl	Min
		FG-FGA	FG-FGA	FT-FTA	FT-FTA	Off	Def	Total							
21	BARNETT, Jordan	7-12	2-6	2-2	3	5	8	3	18	0	0	0	0	0	32
24	PURYEAR, Kevin	3-9	0-3	7-8	4	3	7	0	13	1	2	0	0	0	37
25	WOODS, Russell	0-0	0-0	0-3	1	2	3	5	0	1	0	0	0	0	12
11	WALTON, K.J.	0-2	0-0	1-2	1	0	1	1	1	1	2	0	0	0	13
01	GEIST, Jordan	6-13	1-3	5-6	0	4	4	1	18	0	1	0	1	0	26
01	PHILLIPS, Terrence	3-6	1-4	2-2	0	2	2	5	9	4	3	0	0	0	28
01	HUGHES, Frankie	2-5	0-1	0-0	0	3	2	4	2	2	0	0	0	0	13
14	NIKKO, Reed	0-0	0-0	2-2	0	2	3	2	0	0	0	0	0	0	11
33	VANLEER, Cullen	3-4	3-4	0-0	0	1	1	2	9	1	0	0	0	0	28
Team						0		1	1						
Totals		25-54	7-21	17-23	11	21	32	22	74	10	10	0	1	0	200
FG % 1st Half: 16.26		61.5%	2nd half: 9.28	32.1%	Game: 25-54	46.3%									Deadball
3FG % 1st Half: 7.12		38.3%	2nd half: 0.9	0.0%	Game: 7-21	33.3%									Rebounds
FT % 1st Half: 4.6		66.7%	2nd half: 13.17	76.5%	Game: 17-23	73.9%									3

Mississippi State 89 • 13-6, 4-3

#	Player	Total		3-Pr		Rebounds			PF	TP	A	TO	Bk	Stl	Min
		FG-FGA	FG-FGA	FT-FTA	FT-FTA	Off	Def	Total							
14	Schneider Herard	1-2	0-0	1-2	1	3	4	3	0	0	0	0	0	0	19
01	Lamar Peters	8-12	7-11	0-0	1	0	1	4	23	2	1	1	1	1	20
01	Xavian Stapleton	2-5	1-1	0-0	1	0	1	3	5	0	1	0	0	0	10
01	Mario Kegler	5-9	1-4	5-7	2	3	5	2	16	2	0	0	0	0	34
11	C Weatherpoon	11-17	2-6	0-0	1	7	8	1	29	4	2	0	0	2	32
02	El Wright	3-4	1-1	0-0	0	0	0	1	7	0	1	0	0	0	17
12	Drew Davis	0-1	0-0	0-0	1	0	1	0	0	0	0	0	0	0	1
25	U Riedy	0-0	0-0	0-0	0	4	2	0	0	0	0	0	0	1	34
20	Miles Washington	0-1	0-0	0-0	0	0	0	1	0	0	0	0	0	0	1
23	Tyson Carter	1-1	0-0	0-0	1	1	2	0	2	0	0	0	0	0	5
35	Aric Holman	1-2	0-0	2-5	0	1	1	2	4	0	2	4	0	0	23
48	E.J. Datcher	0-1	0-0	0-0	0	1	1	1	0	0	0	0	0	0	4
Team						1		1	2						
Totals		32-56	12-23	13-25	9	21	30	19	89	16	7	5	4	0	200
FG % 1st Half: 14.28		50.0%	2nd half: 18.28	64.3%	Game: 32-56	57.1%									Deadball
3FG % 1st Half: 4.11		36.4%	2nd half: 8.12	66.7%	Game: 12-23	52.2%									Rebounds
FT % 1st Half: 7.15		46.7%	2nd half: 6.50	60.0%	Game: 13-25	52.0%									6

Officials: Pat Adams, Anthony Jordan, John Hampton
Technical fouls: Mizzou-None. Mississippi State-None.
Attendance: 7101

Score by periods	1st	2nd	Total
Mizzou	43	31	74
Mississippi State	30	59	89

Junior forward Jordan Barnett and sophomore guard Jordan Geist led the team in scoring, chipping in 18 points each. Barnett has led the Tigers in scoring four times this season, and Geist twice.

Geist tied his career high in scoring with his 18 points, matching his effort vs. Lipscomb (Dec. 29).

Barnett scored in double figures for the seventh time this season, while Geist has reached double figures six times.

Barnett led the team in rebounds with eight, the fifth time in 10 games this season he has led the Tigers on the boards.

Sophomore guard Cullen VanLeer drained three three-pointers in the game, the seventh time this season and 14th time in his career he has made multiple three-pointers. Over his last two games, VanLeer is 6-of-10 from beyond the three-point arc.



Official Basketball Box Score -- Game Totals -- Final Statistics
South Carolina vs Mizzou
1-28-17 7:31 PM at Columbia, Mo. (Mizzou Arena)



South Carolina 63 • 17-4, 7-1

#	Player	Total		3-Pr		Rebounds			PF	TP	A	TO	Bk	Stl	Min
		FG-FGA	FG-FGA	FT-FTA	FT-FTA	Off	Def	Total							
21	KOTSAK, Malik	1-5	0-0	0-0	2	4	6	2	2	1	1	0	1	0	32
30	SILVA, Chris	2-4	0-0	3-4	3	3	6	4	7	0	1	0	0	0	16
01	THORNWELL, Sindarius	4-15	1-7	7-7	2	9	11	2	16	2	2	1	2	0	30
01	NOTICE, Duane	3-6	3-6	0-0	0	2	2	2	9	0	3	1	0	0	29
15	COOPER, PJ	3-13	1-4	0-2	2	3	5	3	7	0	1	0	0	0	23
02	GRAVETT, Hassani	1-3	0-1	2-2	1	0	1	2	4	0	1	0	1	0	9
04	FELDER, Rakym	4-7	3-4	2-4	0	0	0	0	13	2	1	0	0	0	19
05	BLANTON, TeMarcus	1-3	0-2	0-0	0	2	2	2	1	1	0	1	0	1	18
12	GUITE, Rhadim	0-0	0-0	0-0	0	0	1	0	0	0	1	0	1	0	7
20	MCKIE, Justin	1-1	1-1	0-0	0	3	3	3	3	2	1	0	1	0	17
Team						1		6	7						
Totals		20-57	9-25	14-19	11	32	43	19	63	9	14	4	6	0	200
FG % 1st Half: 10.27		37.0%	2nd half: 10.30	33.3%	Game: 20-57	35.1%									Deadball
3FG % 1st Half: 5.15		33.3%	2nd half: 4.10	40.0%	Game: 9-25	36.0%									Rebounds
FT % 1st Half: 1.2		50.0%	2nd half: 13.17	76.5%	Game: 14-19	73.7%									2

Mizzou 53 • 5-15, 0-8

#	Player	Total		3-Pr		Rebounds			PF	TP	A	TO	Bk	Stl	Min
		FG-FGA	FG-FGA	FT-FTA	FT-FTA	Off	Def	Total							
21	BARNETT, Jordan	1-7	0-2	0-0	1	4	5	4	2	0	1	0	0	0	21
24	PURYEAR, Kevin	3-9	0-2	1-1	2	6	8	3	7	0	3	0	0	0	35
25	WOODS, Russell	7-9	0-0	4-7	3	5	8	3	18	0	1	0	0	0	37
11	WALTON, K.J.	3-8	0-0	6-8	2	2	4	2	12	1	2	0	1	0	30
15	GEIST, Jordan	3-11	0-4	0-0	0	4	1	6	2	4	0	1	1	0	29
01	PHILLIPS, Terrence	2-7	0-4	1-1	0	2	2	5	5	3	2	0	0	0	22
14	NIKKO, Reed	0-0	0-0	0-0	0	0	0	1	0	0	0	0	0	0	1
33	VANLEER, Cullen	1-5	1-5	0-0	0	3	3	2	3	2	1	0	0	0	25
Team						1		3	4						
Totals		20-56	1-17	12-17	9	29	38	21	53	8	15	0	2	0	200
FG % 1st Half: 7.21		33.3%	2nd half: 13.35	37.1%	Game: 20-56	35.7%									Deadball
3FG % 1st Half: 0.6		0.0%	2nd half: 1.11	9.1%	Game: 1-17	5.9%									Rebounds
FT % 1st Half: 8.11		72.7%	2nd half: 4.6	66.7%	Game: 12-17	70.6%									0

Officials: Jeffery Clark, Chuck Jones, Terry Oglesby
Technical fouls: South Carolina-None. Mizzou-None.
Attendance: 10190
Estimated Actual: 8891

Score by periods	1st	2nd	Total
South Carolina	26	37	63
Mizzou	22	31	53

Senior forward Russell Woods led the team in scoring for the first time in his career, scoring a career-high 18 points (7-of-9 FG, 4-of-7 FT). The 18-point output is the seventh time this season he has scored in double figures and third in the last four games.

Woods was highly efficient from the field in the game, connecting on a career-high seven field goals.

Woods snagged eight rebounds in the game, the 11th game this season and 13th of his career he has recorded at least five rebounds.

Sophomore guard Terrence Phillips recorded his 200th career assist in the second half of play on a pass to Walton.



Official Basketball Box Score -- Game Totals -- Final Statistics
Mizzou vs Florida
2/2/17 7 p.m. at Exactech Arena - Gainesville, Fla.



Mizzou 54 • 5-16, 0-9 SEC

#	Player	Total		3-Pr		Rebounds			PF	TP	A	TO	Bk	Stl	Min
		FG-FA	FG-FA	FT-FTA	FT-FTA	Off	Def	Total							
21	BARNETT, Jordan	3-7	0-2	0-0	0	1	1	1	6	0	0	0	0	0	15
24	PURYEAR, Kevin	2-8	0-2	4-5	0	4	4	4	8	2	5	0	0	0	29
25	WOODS, Russell	0-4	0-0	0-0	0	2	2	4	0	0	1	0	0	0	22
11	WALTON, K.J.	4-9	1-1	1-8	3	1	4	1	10	0	2	0	1	0	24
15	GEIST, Jordan	2-8	1-2	0-0	1	3	4	0	5	1	1	0	0	0	22
01	PHILLIPS, Terrence	5-10	4-6	0-3	0	3	3	4	14	3	2	0	1	0	26
01	HUGHES, Frankie	0-8	0-4	0-0	0	3	3	2	0	0	1	0	0	0	15
00	RAU, Brett	0-1	0-0	0-0	0	1	0	1	0	0	0	0	0	0	1
00	GLASSMAN, Trevor	0-0	0-0	0-0	0	0	0	0	0	0	0	0	0	0	0
14	NIXKO, Reed	1-3	0-0	3-4	3	1	4	1	5	1	0	0	1	0	17
2	WOLF, Adam	0-0	0-0	0-0	0	0	0	1	0	0	0	0	1	0	7
23	VANLEER, Cullen	1-5	0-0	3-4	1	1	1	0	0	0	0	0	0	0	21
Team		2-6	2-4	3-4	0	11	31	21	56	7	13	0	8	0	200
Totals		19-38	8-21	8-15	11	32	31	34	7	13	0	8	0	0	200

Mizzou Game Highs

POINTS	99	ALABAMA A&M (11-13-16)
	84	NORTHWESTERN STATE (11-26-16)
	82	vs Xavier (11/17/16)
	81	MIAMI (OHIO) (12-6-16)
	77	LSU (1-4-17)
FIELD GOALS MADE	35	ALABAMA A&M (11-13-16)
	32	NORTHWESTERN STATE (11-26-16)
FIELD GOAL ATTEMPTS	72	at Georgia (01/07/17)
	68	AUBURN (1-10-17)
	68	NC CENTRAL (11-28-16)
FIELD GOAL PERCENTAGE	.625 (35-56)	ALABAMA A&M (11-13-16)
	.516 (32-62)	NORTHWESTERN STATE (11-26-16)
3 PT FIELD GOALS MADE	11	OLE MISS (1-21-17)
	9	at Arkansas (01/14/17)
	9	MIAMI (OHIO) (12-6-16)
3 PT FG ATTEMPTS	36	at Georgia (01/07/17)
	29	MIAMI (OHIO) (12-6-16)
3 PT FG PERCENTAGE	.500 (8-16)	ALABAMA A&M (11-13-16)
	.500 (7-14)	at Alabama (1/18/17)
FREE THROWS MADE	28	LIPSCOMB (12-29-16)
	23	AUBURN (1-10-17)
FREE THROW ATTEMPTS	41	LIPSCOMB (12-29-16)
	33	AUBURN (1-10-17)
	33	ALABAMA A&M (11-13-16)
FREE THROW PERCENTAGE	.813 (13-16)	vs Tulane (11/20/16)
	.765 (13-17)	NORTHWESTERN STATE (11-26-16)
REBOUNDS	51	AUBURN (1-10-17)
	50	MIAMI (OHIO) (12-6-16)
ASSISTS	19	NORTHWESTERN STATE (11-26-16)
	18	MIAMI (OHIO) (12-6-16)
STEALS	10	at Georgia (01/07/17)
	10	WESTERN KENTUCKY (12-3-16)
	10	vs Tulane (11/20/16)
BLOCKED SHOTS	5	LSU (1-4-17)
	5	LIPSCOMB (12-29-16)
TURNOVERS	19	at Alabama (1/18/17)
	18	vs Tulane (11/20/16)
FOULS	28	at Georgia (01/07/17)
	28	vs Xavier (11/17/16)

Mizzou Team Game Lows

POINTS	52	NC CENTRAL (11-28-16)
	53	SOUTH CAROLINA (1-28-17)
	54	at Florida (2/2/17)
	55	vs Davidson (11/18/16)
	56	at Alabama (1/18/17)
FIELD GOALS MADE	17	NC CENTRAL (11-28-16)
	17	at Alabama (1/18/17)
FIELD GOAL ATTEMPTS	42	at Alabama (1/18/17)
	54	at Mississippi State (01-25-17)
FIELD GOAL PERCENTAGE	.250 (17-68)	NC CENTRAL (11-28-16)
	.302 (19-63)	at Florida (2/2/17)
3 PT FIELD GOALS MADE	1	SOUTH CAROLINA (1-28-17)
	3	vs Davidson (11/18/16)
	3	EASTERN ILLINOIS (12-17-16)
3 PT FG ATTEMPTS	14	at Alabama (1/18/17)
	16	ALABAMA A&M (11-13-16)
	16	vs Davidson (11/18/16)
3 PT FG PERCENTAGE	.059 (1-17)	SOUTH CAROLINA (1-28-17)
	.167 (3-18)	EASTERN ILLINOIS (12-17-16)
	.167 (6-36)	at Georgia (01/07/17)
FREE THROWS MADE	6	OLE MISS (1-21-17)
	8	vs Davidson (11/18/16)
	8	at Florida (2/2/17)
FREE THROW ATTEMPTS	12	vs Davidson (11/18/16)
	15	at Florida (2/2/17)
FREE THROW PERCENTAGE	.353 (6-17)	OLE MISS (1-21-17)
	.533 (8-15)	at Florida (2/2/17)
REBOUNDS	28	ARIZONA (12-10-16)
	29	vs Illinois (12-21-16)
ASSISTS	7	at Florida (2/2/17)
	8	NC CENTRAL (11-28-16)
	8	SOUTH CAROLINA (1-28-17)
STEALS	1	at Mississippi State (01-25-17)
	2	OLE MISS (1-21-17)
	2	SOUTH CAROLINA (1-28-17)
BLOCKED SHOTS	0	OLE MISS (1-21-17)
	0	at Mississippi State (01-25-17)
	0	SOUTH CAROLINA (1-28-17)
	0	at Florida (2/2/17)
TURNOVERS	6	NC CENTRAL (11-28-16)
	6	MIAMI (OHIO) (12-6-16)
FOULS	11	ARIZONA (12-10-16)
	14	ALABAMA A&M (11-13-16)
	14	LSU (1-4-17)

Opponent Game Highs

POINTS	93	at Florida (2/2/17)
	92	at Arkansas (01/14/17)
	89	at Mississippi State (01-25-17)
	88	LSU (1-4-17)
	83	vs Xavier (11/17/16)
FIELD GOALS MADE	35	LSU (1-4-17)
	33	at Arkansas (01/14/17)
FIELD GOAL ATTEMPTS	73	LSU (1-4-17)
	70	vs Xavier (11/17/16)
FIELD GOAL PERCENTAGE	.571 (32-56)	at Mississippi State (01-25-17)
	.559 (33-59)	at Arkansas (01/14/17)
3 PT FIELD GOALS MADE	13	ARIZONA (12-10-16)
	12	at Mississippi State (01-25-17)
3 PT FG ATTEMPTS	31	MIAMI (OHIO) (12-6-16)
	30	vs Davidson (11/18/16)
3 PT FG PERCENTAGE	.542 (13-24)	ARIZONA (12-10-16)
	.522 (12-23)	at Mississippi State (01-25-17)
FREE THROWS MADE	27	at Georgia (01/07/17)
	25	vs Xavier (11/17/16)
FREE THROW ATTEMPTS	40	at Georgia (01/07/17)
	38	vs Xavier (11/17/16)
FREE THROW PERCENTAGE	.882 (15-17)	EASTERN ILLINOIS (12-17-16)
	.815 (22-27)	at Florida (2/2/17)
REBOUNDS	56	at Florida (2/2/17)
	52	vs Xavier (11/17/16)
ASSISTS	18	at Arkansas (01/14/17)
	17	LSU (1-4-17)
STEALS	9	LSU (1-4-17)
	9	EASTERN ILLINOIS (12-17-16)
BLOCKED SHOTS	12	AUBURN (1-10-17)
	9	vs Xavier (11/17/16)
TURNOVERS	20	at Georgia (01/07/17)
	18	NORTHWESTERN STATE (11-26-16)
FOULS	30	LIPSCOMB (12-29-16)
	29	AUBURN (1-10-17)

Opponent Team Game Lows

POINTS	44	ALABAMA A&M (11-13-16)
	55	MIAMI (OHIO) (12-6-16)
	56	WESTERN KENTUCKY (12-3-16)
	60	NORTHWESTERN STATE (11-26-16)
	62	vs Tulane (11/20/16)
	62	NC CENTRAL (11-28-16)
FIELD GOALS MADE	16	ALABAMA A&M (11-13-16)
	18	MIAMI (OHIO) (12-6-16)
FIELD GOAL ATTEMPTS	46	at Georgia (01/07/17)
	49	vs Illinois (12-21-16)
FIELD GOAL PERCENTAGE	.267 (16-60)	ALABAMA A&M (11-13-16)
	.305 (18-59)	MIAMI (OHIO) (12-6-16)
3 PT FIELD GOALS MADE	1	ALABAMA A&M (11-13-16)
	2	vs Xavier (11/17/16)
	2	at Georgia (01/07/17)
3 PT FG ATTEMPTS	13	ALABAMA A&M (11-13-16)
	13	at Georgia (01/07/17)
3 PT FG PERCENTAGE	.077 (1-13)	ALABAMA A&M (11-13-16)
	.091 (2-22)	vs Xavier (11/17/16)
FREE THROWS MADE	7	NORTHWESTERN STATE (11-26-16)
	8	ARIZONA (12-10-16)
FREE THROW ATTEMPTS	10	ARIZONA (12-10-16)
	14	NORTHWESTERN STATE (11-26-16)
FREE THROW PERCENTAGE	.464 (13-28)	at Alabama (1/18/17)
	.500 (7-14)	NORTHWESTERN STATE (11-26-16)
REBOUNDS	29	ALABAMA A&M (11-13-16)
	30	WESTERN KENTUCKY (12-3-16)
	30	at Mississippi State (01-25-17)
ASSISTS	4	ALABAMA A&M (11-13-16)
	8	MIAMI (OHIO) (12-6-16)
STEALS	1	NC CENTRAL (11-28-16)
	3	MIAMI (OHIO) (12-6-16)
	3	vs Illinois (12-21-16)
BLOCKED SHOTS	1	ALABAMA A&M (11-13-16)
	2	at Alabama (1/18/17)
	2	OLE MISS (1-21-17)
TURNOVERS	7	at Mississippi State (01-25-17)
	10	LIPSCOMB (12-29-16)
	10	LSU (1-4-17)
FOULS	13	at Florida (2/2/17)
	16	OLE MISS (1-21-17)

INDIVIDUAL GAME HIGHS

Mizzou Individual Game Highs

Points	26	PURYEAR, Kevin vs Ole Miss (1-21-17)
	24	HUGHES, Frankie vs Xavier (11/17/16)
	23	HUGHES, Frankie vs Alabama A&M (11-13-16)
	22	PURYEAR, Kevin vs Xavier (11/17/16)
	21	PHILLIPS, Terrence vs Xavier (11/17/16)
Field Goals Made	11	PURYEAR, Kevin vs Ole Miss (1-21-17)
	9	HUGHES, Frankie vs Alabama A&M (11-13-16)
Field Goal Att.	20	HUGHES, Frankie vs Xavier (11/17/16)
	18	BARNETT, Jordan vs Auburn (1-10-17)
FG Pct (min 5 made)	.833 (5-6)	JACKSON, Willie vs Northwestern State (11-26-16)
	.833 (5-6)	NIKKO, Reed vs Davidson (11/18/16)
	.833 (5-6)	JACKSON, Willie vs Alabama A&M (11-13-16)
3-Point FG Made	5	PHILLIPS, Terrence at Georgia (01/07/17)
	5	PHILLIPS, Terrence vs NC Central (11-28-16)
	5	HUGHES, Frankie vs Xavier (11/17/16)
3-Point FG Att.	13	HUGHES, Frankie vs Xavier (11/17/16)
	12	PHILLIPS, Terrence at Georgia (01/07/17)
3-Pt FG Pct (min 2 made)	1.000 (4-4)	PURYEAR, Kevin vs Ole Miss (1-21-17)
	.750 (3-4)	VANLEER, Cullen at Mississippi State (01-25-17)
Free Throws Made	11	PURYEAR, Kevin vs Xavier (11/17/16)
	8	GEIST, Jordan vs Lipscomb (12-29-16)
	8	WALTON, K.J. vs Tulane (11/20/16)
Free Throw Att.	12	PURYEAR, Kevin vs Xavier (11/17/16)
	11	GEIST, Jordan at Arkansas (01/14/17)
FT Pct (min 3 made)	1.000 (7-7)	WOODS, Russell at Alabama (1/18/17)
	1.000 (7-7)	WALTON, K.J. vs Northwestern State (11-26-16)
	1.000 (6-6)	BARNETT, Jordan vs Auburn (1-10-17)
	1.000 (6-6)	PHILLIPS, Terrence vs Xavier (11/17/16)
	1.000 (5-5)	WALTON, K.J. vs Lipscomb (12-29-16)
	1.000 (4-4)	PHILLIPS, Terrence at Arkansas (01/14/17)
	1.000 (4-4)	GEIST, Jordan vs Illinois (12-21-16)
	1.000 (4-4)	PHILLIPS, Terrence vs Miami (Ohio) (12-6-16)
Rebounds	13	WALTON, K.J. vs Auburn (1-10-17)
	13	BARNETT, Jordan vs Lipscomb (12-29-16)
Assists	10	PHILLIPS, Terrence vs Ole Miss (1-21-17)
	8	PHILLIPS, Terrence vs LSU (1-4-17)
	8	PHILLIPS, Terrence vs Northwestern State (11-26-16)
Steals	5	PHILLIPS, Terrence vs Miami (Ohio) (12-6-16)
	4	PHILLIPS, Terrence at Alabama (1/18/17)
	4	BARNETT, Jordan at Arkansas (01/14/17)
	4	WALTON, K.J. vs Northwestern State (11-26-16)
Blocked Shots	4	JACKSON, Willie vs NC Central (11-28-16)
	3	PHILLIPS, Terrence vs Auburn (1-10-17)
Turnovers	6	WALTON, K.J. at Georgia (01/07/17)
	5	PURYEAR, Kevin at Florida (2/2/17)
	5	PHILLIPS, Terrence vs Ole Miss (1-21-17)
	5	PHILLIPS, Terrence vs Auburn (1-10-17)
	5	PHILLIPS, Terrence vs Western Kentucky (12-3-16)
Fouls	5	PHILLIPS, Terrence vs South Carolina (1-28-17)
	5	WOODS, Russell at Mississippi State (01-25-17)
	5	PHILLIPS, Terrence at Mississippi State (01-25-17)
	5	PHILLIPS, Terrence vs Ole Miss (1-21-17)
	5	PHILLIPS, Terrence at Alabama (1/18/17)
	5	BARNETT, Jordan at Arkansas (01/14/17)
	5	PURYEAR, Kevin vs LSU (1-4-17)
	5	PHILLIPS, Terrence vs Lipscomb (12-29-16)
	5	VANLEER, Cullen vs Illinois (12-21-16)
	5	PHILLIPS, Terrence vs NC Central (11-28-16)
	5	PHILLIPS, Terrence vs Xavier (11/17/16)
	5	WOODS, Russell vs Xavier (11/17/16)
Minutes	41	HUGHES, Frankie vs Xavier (11/17/16)
	40	PHILLIPS, Terrence vs Xavier (11/17/16)
	40	PURYEAR, Kevin vs Xavier (11/17/16)
	37	WOODS, Russell vs South Carolina (1-28-17)
	37	PURYEAR, Kevin at Mississippi State (01-25-17)
	37	VANLEER, Cullen vs Arizona (12-10-16)
	37	VANLEER, Cullen vs Xavier (11/17/16)

Opponent Individual Game Highs

Points	29	Q Weatherspoon at Mississippi State (01-25-17)
	25	GIBBS, Jack vs Davidson (11/18/16)
	24	BLAKENEY, Antonio vs LSU (1-4-17)
	23	Lamar Peters at Mississippi State (01-25-17)
	22	MORAN, Nathan vs Lipscomb (12-29-16)
	22	GOODWIN, Montell vs Eastern Illinois (12-17-16)
Field Goals Made	11	Q Weatherspoon at Mississippi State (01-25-17)
	10	BLAKENEY, Antonio vs LSU (1-4-17)
Field Goal Att.	20	BLAKENEY, Antonio vs LSU (1-4-17)
	19	SUMNER, Edmond vs Xavier (11/17/16)
FG Pct (min 5 made)	1.000 (6-6)	RIVAS, Pablo vs NC Central (11-28-16)
	1.000 (5-5)	Spencer, Horace vs Auburn (1-10-17)
3-Point FG Made	7	Lamar Peters at Mississippi State (01-25-17)
	5	MORAN, Nathan vs Lipscomb (12-29-16)
3-Point FG Att.	11	Lamar Peters at Mississippi State (01-25-17)
	10	MORAN, Nathan vs Lipscomb (12-29-16)
3-Pt FG Pct (min 2 made)	1.000 (2-2)	Tyree, Breein vs Ole Miss (1-21-17)
	1.000 (2-2)	JONES, CJ at Arkansas (01/14/17)
Free Throws Made	9	Maten, Yante at Georgia (01/07/17)
	9	COLE, Patrick vs NC Central (11-28-16)
Free Throw Att.	14	Maten, Yante at Georgia (01/07/17)
	11	SUMNER, Edmond vs Xavier (11/17/16)
FT Pct (min 3 made)	1.000 (7-7)	THORNWELL, Sindarius vs South Carolina (1-28-17)
	1.000 (6-6)	Ristic, Dusan vs Arizona (12-10-16)
	1.000 (6-6)	MACURA, J.P. vs Xavier (11/17/16)
	1.000 (5-5)	Barry, Canyon at Florida (2/2/17)
	1.000 (4-4)	Johnson Jr, Avery at Alabama (1/18/17)
	1.000 (4-4)	HANNAHS, DUSTY at Arkansas (01/14/17)
	1.000 (4-4)	BEARD, ANTON at Arkansas (01/14/17)
	1.000 (4-4)	Johnson, Ronnie vs Auburn (1-10-17)
	1.000 (4-4)	WILLIAMS, Josh vs Lipscomb (12-29-16)
	1.000 (4-4)	McREYNOLDS, Demetrius vs Eastern Illinois (12-17-16)
	1.000 (4-4)	SMITH, Ryan vs Tulane (11/20/16)
	1.000 (4-4)	MORGAN, Malik vs Tulane (11/20/16)
	1.000 (3-3)	Furmanavicius, Justas vs Ole Miss (1-21-17)
Rebounds	12	Chiozza, Chris at Florida (2/2/17)
	12	COLE, Patrick vs NC Central (11-28-16)
Assists	10	Chiozza, Chris at Florida (2/2/17)
	8	IJ Ready at Mississippi State (01-25-17)
Steals	5	Frazier, J.J. at Georgia (01/07/17)
	3	Collins, Corban at Alabama (1/18/17)
	3	PATTERSON, Jalyn vs LSU (1-4-17)
	3	MORAN, Nathan vs Lipscomb (12-29-16)
	3	GOODWIN, Montell vs Eastern Illinois (12-17-16)
	3	CROSSLAND, Ray vs Eastern Illinois (12-17-16)
	3	Allen, Kadeem vs Arizona (12-10-16)
	3	GUDMUNDSSON, Jon Ax. vs Davidson (11/18/16)
	3	SUMNER, Edmond vs Xavier (11/17/16)
Blocked Shots	4	Aric Holman at Mississippi State (01-25-17)
	4	Wiley, Austin vs Auburn (1-10-17)
	4	RANSOM, Will vs NC Central (11-28-16)
	4	GASTON, RaShid vs Xavier (11/17/16)
Turnovers	7	GRAF, Dajuan vs NC Central (11-28-16)
	5	Maten, Yante at Georgia (01/07/17)
	5	Lane, Ishmael vs Northwestern State (11-26-16)
	5	MAGARITY, Will vs Davidson (11/18/16)
Fouls	5	Hall, Donta at Alabama (1/18/17)
	5	BEARD, ANTON at Arkansas (01/14/17)
	5	REATH, Duop vs LSU (1-4-17)
	5	PEPPER, Eli vs Lipscomb (12-29-16)
	5	MATHEWS, Garrison vs Lipscomb (12-29-16)
	5	COOPER, Kenny vs Lipscomb (12-29-16)
	5	Abrams, Tracy vs Illinois (12-21-16)
	5	Markkanen, Lauri vs Arizona (12-10-16)
	5	WEATHERS, Michael vs Miami (Ohio) (12-6-16)
	5	McLANE, Logan vs Miami (Ohio) (12-6-16)
	5	LOMOMBA, Junior vs Western Kentucky (12-3-16)
	5	MAGARITY, Will vs Davidson (11/18/16)
	5	GASTON, RaShid vs Xavier (11/17/16)
	5	JONES, Tyrique vs Xavier (11/17/16)



2016-17 Mizzou Basketball
Mizzou Combined Team Statistics (as of Feb 02, 2017)
All games



RECORD:	OVERALL	HOME	AWAY	NEUTRAL
ALL GAMES	5-16	4-8	0-5	1-3
CONFERENCE	0-9	0-4	0-5	0-0
NON-CONFERENCE	5-7	4-4	0-0	1-3

##	Player	gp-gs	min	avg	Total		3-Point		F-Throw		Rebounds										pts	avg
					fg-fga	fg%	3fg-fga	3fg%	ft-fga	ft%	off	def	tot	avg	pf	dq	a	to	blk	stl		
24	PURYEAR, Kevin	21-21	593	28.2	85-200	.425	8-33	.242	62-83	.747	39	98	137	6.5	48	1	17	43	5	6	240	11.4
21	BARNETT, Jordan	12-10	331	27.6	51-125	.408	15-60	.250	16-21	.762	24	50	74	6.2	24	1	9	20	5	7	133	11.1
01	PHILLIPS, Terrence	21-12	582	27.7	63-180	.350	34-95	.358	46-64	.719	4	82	86	4.1	77	7	97	51	3	30	206	9.8
03	HUGHES, Frankie	19-11	396	20.8	55-192	.286	28-115	.243	21-37	.568	11	40	51	2.7	28	0	23	27	1	14	159	8.4
25	WOODS, Russell	21-21	492	23.4	57-108	.528	0-0	.000	50-90	.556	56	54	110	5.2	64	2	10	24	4	8	164	7.8
11	WALTON, K.J.	21-9	381	18.1	45-112	.402	2-12	.167	53-82	.646	29	37	66	3.1	32	0	21	27	0	24	145	6.9
15	GEIST, Jordan	21-10	448	21.3	42-123	.341	13-49	.265	48-64	.750	5	61	66	3.1	30	0	32	24	0	16	145	6.9
02	JACKSON, Willie	11-0	186	16.9	29-53	.547	0-1	.000	7-10	.700	16	35	51	4.6	18	0	4	13	6	3	65	5.9
33	VANLEER, Cullen	21-11	523	24.9	36-106	.340	29-87	.333	11-14	.786	3	38	41	2.0	48	1	30	16	5	12	112	5.3
14	NIKKO, Reed	17-0	180	10.6	19-40	.475	0-0	.000	8-16	.500	16	20	36	2.1	29	0	6	8	11	5	46	2.7
05	SMITH, Mitchell	11-0	83	7.5	10-17	.588	0-0	.000	6-14	.429	3	16	19	1.7	16	0	2	7	4	3	26	2.4
32	WOLF, Adam	5-0	16	3.2	0-2	.000	0-1	.000	0-0	.000	1	0	1	0.2	2	0	0	0	0	1	0	0.0
10	RAU, Brett	4-0	6	1.5	0-1	.000	0-0	.000	0-0	.000	2	0	2	0.5	0	0	0	1	0	1	0	0.0
13	GLASSMAN, Trevor	4-0	8	2.0	0-2	.000	0-2	.000	0-0	.000	0	2	2	0.5	1	0	1	2	0	1	0	0.0
Team											41	35	76		1		8					
Total.....		21	4225		492-1261	.390	129-455	.284	328-495	.663	250	568	818	39.0	418	12	252	271	44	131	1441	68.6
Opponents.....		21	4225		514-1233	.417	159-479	.332	323-481	.672	231	608	839	40.0	450	-	258	287	101	115	1510	71.9

TEAM STATISTICS	MU-M	OPP
SCORING	1441	1510
Points per game	68.6	71.9
Scoring margin	-3.3	-
FIELD GOALS-ATT	492-1261	514-1233
Field goal pct	.390	.417
3 POINT FG-ATT	129-455	159-479
3-point FG pct	.284	.332
3-pt FG made per game	6.1	7.6
FREE THROWS-ATT	328-495	323-481
Free throw pct	.663	.672
F-Throws made per game	15.6	15.4
REBOUNDS	818	839
Rebounds per game	39.0	40.0
Rebounding margin	-1.0	-
ASSISTS	252	258
Assists per game	12.0	12.3
TURNOVERS	271	287
Turnovers per game	12.9	13.7
Turnover margin	+0.8	-
Assist/turnover ratio	0.9	0.9
STEALS	131	115
Steals per game	6.2	5.5
BLOCKS	44	101
Blocks per game	2.1	4.8
ATTENDANCE	116268	67462
Home games-Avg/Game	12-9689	5-10332
Neutral site-Avg/Game	-	4-3950

Date	Opponent		Score	Att.
11-13-16	ALABAMA A&M	W	99-44	9139
11/17/16	vs Xavier	Lot	82-83	1991
11/18/16	vs Davidson	L	55-70	1002
11/20/16	vs Tulane	W	67-62	400
11-26-16	NORTHWESTERN STATE	W	84-60	9799
11-28-16	NC CENTRAL	L	52-62	9091
12-3-16	WESTERN KENTUCKY	W	59-56	9580
12-6-16	MIAMI (OHIO)	W	81-55	9109
12-10-16	ARIZONA	L	60-79	10151
12-17-16	EASTERN ILLINOIS	L	64-67	9618
12-21-16	vs Illinois	L	66-75	12409
12-29-16	LIPSCOMB	L	76-81	10121
* 1-4-17	LSU	L	77-88	9404
* 01/07/17	at Georgia	L	66-71	8635
* 1-10-17	AUBURN	L	72-77	9688
* 01/14/17	at Arkansas	L	73-92	15424
* 1/18/17	at Alabama	L	56-68	10347
* 1-21-17	OLE MISS	L	71-75	10378
* 01-25-17	at Mississippi State	L	74-89	7101
* 1-28-17	SOUTH CAROLINA	L	53-63	10190
* 2/2/17	at Florida	L	54-93	10153

* - Conference game

Score by Periods	1st	2nd	OT	Totals
Mizzou	657	773	11	1441
Opponents	699	799	12	1510

NCAA APPEARANCES: '44, '76, '78, '80, '81, '82, '83, '86, '87, '88, '89, '90, '92, '93, '95, '99, '00, '01, '02, '03, '09, '10, '11, '12, '13



2016-17 Mizzou Basketball
Mizzou Combined Team Statistics (as of Feb 02, 2017)
Conference games



RECORD:	OVERALL	HOME	AWAY	NEUTRAL
ALL GAMES	0-9	0-4	0-5	0-0
CONFERENCE	0-9	0-4	0-5	0-0
NON-CONFERENCE	0-0	0-0	0-0	0-0

#	Player	gp-gs	min	avg	Total		3-Point		F-Throw		Rebounds											
					fg-fga	fg%	3fg-fga	3fg%	ft-fa	ft%	off	def	tot	avg	pf	dq	a	to	blk	stl	pts	avg
21	BARNETT, Jordan	9-9	259	28.8	44-102	.431	12-46	.261	11-13	.846	19	35	54	6.0	22	1	7	17	4	6	111	12.3
01	PHILLIPS, Terrence	9-0	266	29.6	35-91	.385	21-55	.382	20-30	.667	3	32	35	3.9	38	4	47	25	3	16	111	12.3
24	PURYEAR, Kevin	9-9	282	31.3	31-78	.397	5-17	.294	23-29	.793	19	39	58	6.4	28	1	5	21	1	1	90	10.0
15	GEIST, Jordan	9-9	211	23.4	24-65	.369	5-26	.192	22-31	.710	2	24	26	2.9	14	0	10	15	0	4	75	8.3
25	WOODS, Russell	9-9	232	25.8	26-53	.491	0-0	.000	21-41	.512	22	24	46	5.1	34	1	4	9	2	4	73	8.1
11	WALTON, K.J.	9-9	206	22.9	18-53	.340	2-7	.286	25-41	.610	11	22	33	3.7	16	0	11	17	0	9	63	7.0
33	VANLEER, Cullen	9-0	141	15.7	11-26	.423	11-25	.440	0-1	.000	1	12	13	1.4	18	0	5	4	1	0	33	3.7
03	HUGHES, Frankie	8-0	112	14.0	11-48	.229	5-29	.172	2-6	.333	2	18	20	2.5	11	0	9	11	0	2	29	3.6
14	NIKKO, Reed	9-0	78	8.7	4-18	.222	0-0	.000	3-8	.375	12	4	16	1.8	15	0	2	1	2	3	11	1.2
10	RAU, Brett	1-0	1	1.0	0-1	.000	0-0	.000	0-0	.000	1	0	1	1.0	0	0	0	0	0	1	0	0.0
32	WOLF, Adam	2-0	7	3.5	0-0	.000	0-0	.000	0-0	.000	0	0	0	0.0	1	0	0	0	0	1	0	0.0
13	GLASSMAN, Trevor	1-0	1	1.0	0-0	.000	0-0	.000	0-0	.000	0	1	1	1.0	0	0	0	0	0	1	0	0.0
05	SMITH, Mitchell	1-0	4	4.0	0-1	.000	0-0	.000	0-2	.000	1	1	2	2.0	0	0	0	2	0	0	0	0.0
Team											15	13	28		1		5					
Total.....		9	1800		204-536	.381	61-205	.298	127-202	.629	108	225	333	37.0	198	7	100	127	13	48	596	66.2
Opponents.....		9	1800		243-525	.463	79-206	.383	151-233	.648	100	272	372	41.3	183	-	120	114	46	53	716	79.6

TEAM STATISTICS	MU-M	OPP	Date	Opponent	Score	Att.
SCORING	596	716	* 1-4-17	LSU	L 77-88	9404
Points per game	66.2	79.6	* 01/07/17	at Georgia	L 66-71	8635
Scoring margin	-13.3	-	* 1-10-17	AUBURN	L 72-77	9688
FIELD GOALS-ATT	204-536	243-525	* 01/14/17	at Arkansas	L 73-92	15424
Field goal pct	.381	.463	* 1/18/17	at Alabama	L 56-68	10347
3 POINT FG-ATT	61-205	79-206	* 1-21-17	OLE MISS	L 71-75	10378
3-point FG pct	.298	.383	* 01-25-17	at Mississippi State	L 74-89	7101
3-pt FG made per game	6.8	8.8	* 1-28-17	SOUTH CAROLINA	L 53-63	10190
FREE THROWS-ATT	127-202	151-233	* 2/2/17	at Florida	L 54-93	10153
Free throw pct	.629	.648	* - Conference game			
F-Throws made per game	14.1	16.8				
REBOUNDS	333	372				
Rebounds per game	37.0	41.3				
Rebounding margin	-4.3	-				
ASSISTS	100	120				
Assists per game	11.1	13.3				
TURNOVERS	127	114				
Turnovers per game	14.1	12.7				
Turnover margin	-1.4	-				
Assist/turnover ratio	0.8	1.1				
STEALS	48	53				
Steals per game	5.3	5.9				
BLOCKS	13	46				
Blocks per game	1.4	5.1				
ATTENDANCE	39660	51660				
Home games-Avg/Game	4-9915	5-10332				
Neutral site-Avg/Game	-	0-0				

Score by Periods	1st	2nd	Totals
Mizzou	274	322	596
Opponents	317	399	716

NCAA APPEARANCES: '44, '76, '78, '80, '81, '82, '83, '86, '87, '88, '89, '90, '92, '93, '95, '99, '00, '01, '02, '03, '09, '10, '11, '12, '13

2016-17 MIZZOU ROSTER



1

TERRENCE PHILLIPS

SO | G | 5-11 | 180

Orange County, Calif.

Oak Hill Academy (Va.)

Major: Communication



3

FRANKIE HUGHES

FR | G | 6-4 | 192

Cleveland, Ohio

Garfield Heights HS

Major: Sport Management



4

JAKOBY KEMP

FR | F | 6-9 | 215

Layton, Utah

Layton HS

Major: Sport Management



5

MITCHELL SMITH

FR | F | 6-10 | 210

Van Buren, Ark.

Van Buren HS

Major: Sport Management



10

BRETT RAU

JR | G | 6-4 | 170

Burlington, Ill.

Elgin Community College (Ill.)

Major: Sport Management



11

K.J. WALTON

SO | G | 6-3 | 200

Indianapolis, Ind.

Brownsburg HS

Major: Communication



13

TREVOR GLASSMAN

R-JR | G | 6-3 | 205

Bedford, N.H.

Manhattan

Major: Finance



14

REED NIKKO

FR | F | 6-10 | 250

Maple Grove, Minn.

Maple Grove HS

Major: Fisheries & Wildlife



15

JORDAN GEIST

SO | G | 6-2 | 180

Fort Wayne, Ind.

Ranger College (Texas)

Major: Agribusiness Mgmt.



21

JORDAN BARNETT

JR | F | 6-7 | 215

St. Louis, Mo.

Texas

Major: Hospitality Mgmt.



24

KEVIN PURYEAR

SO | F | 6-7 | 243

Blue Springs, Mo.

South HS

Major: Sport Management



25

RUSSELL WOODS

SR | F | 6-8 | 236

Chicago, Ill.

John A. Logan College (Ill.)

Major: General Studies



32

ADAM WOLF

SO | F | 6-7 | 219

Beaver Dam, Wis.

Beaver Dam HS

Major: Communication



33

CULLEN VANLEER

SO | G | 6-4 | 208

Pacific, Mo.

Pacific HS

Major: Education



HC

KIM ANDERSON

Third season



AC

EMANUEL DILDY

First season



AC

ROB FULFORD

Third season



AC

STEVE SHIELDS

Second season

NCAA APPEARANCES: '44, '76, '78, '80, '81, '82, '83, '86, '87, '88, '89, '90, '92, '93, '95, '99, '00, '01, '02, '03, '09, '10, '11, '12, '13